



320C, 320C L 320C LN

Hydraulic Excavators

CAT[®]

Cat[®] 3066 T diesel engine

Gross power	107 kW/143 hp
Net power	103 kW/138 hp
Operating weight range	20 800 to 22 500 kg
Travel speed	5.5 km/h
Drawbar pull	196 kN

320C, 320C L and 320C LN Hydraulic Excavators

The C Series incorporates innovations for improved performance and versatility.

Engine and Hydraulics

- ✓ Cat 3066 T engine and hydraulics give the 320C, 320C L and 320C LN exceptional power, efficiency and controllability unmatched in the industry. The engine is built for performance, durability, excellent fuel economy, low sound levels and it meets the European Union emission regulations. **pg. 4**

Serviceability

Longer service intervals and easier maintenance results in better machine availability and lower owning and operating costs. **pg. 5**

Increased work tool options, improved cycle times, and ease of operation lead to increased productivity and lower operating costs.

SmartBoom™

- Easier and smoother operation.
- Faster cycle times in rock scraping and truck loading.
- Optimum hammering for effective productivity. **pg. 6**

Ease of Operation

- ✓ Compact Multipro monitor enhances viewing while displaying a variety of easy to read and understand language-based information. Designed for simple, easy operation, the 320C, 320C L and 320C LN allow the operator to focus on production. **pg. 7**



✓ *New features*

Operator Comfort

- ✓ Redesigned interior layout maximizes operator space, provides exceptional comfort, and reduces operator fatigue. **pg. 8-9**

Durability

Rugged Caterpillar® undercarriage design and proven structural manufacturing techniques assure outstanding durability in the toughest applications. **pg. 10**

Work Tools

- ✓ Ex-factory available Buckets, Multi-processors, Sorting and Demolition Grapples, Hammers and Quick Couplers provide a total solution package to the end-user. **pg. 13**

Buckets and Teeth

A wide variety of bucket types with aggressive designs take advantage of the high digging forces to improve productivity. **pg. 12**

Booms and Sticks

Built for good performance and long service life, Caterpillar booms and sticks are large, welded, box-section structures with thick, multi-plate fabrications that resist high stress. Designed-in flexibility to help bring higher production and efficiency to all jobs. **pg. 11**

Complete Customer Service

Your Cat dealer offers a wide range of services that can be set up under a customer support agreement when you purchase your equipment. The dealer will help you choose a plan that can cover everything from machine and attachment selection to replacement.



Engine and Hydraulics

Fast cycle times and high bucket and stick forces combine to maximize your productivity in any job.



Cat 3066 T Engine. Six cylinder turbocharged engine built for power, reliability, economy and low emissions will keep the machine up and running.

Automatic Engine Control.

Automatic Engine Control (AEC) with convenient one-touch command. Three-stage control maximizes fuel efficiency and reduces sound levels.

- First stage AEC: Selected when the AEC indicator on the Multipro panel is “OFF”. If a no-load or light-load condition continues for more than 3 seconds, the AEC reduces engine speed by 100 rpm.

- Second stage AEC: Selected when the AEC indicator on the Multipro panel is “ON”. If a no-load or light-load condition continues for more than 3 seconds, the AEC reduces engine speed to 1300 rpm.
- Third stage AEC: Pressing the switch on the top of the right hand control lever when the levers are in neutral position, reduces the engine speed to 1020 rpm. If the switch is pressed again or if a control lever is moved, the engine speed returns to its previous level.

Easy to operate hydraulics. Cat hydraulics give the 320C exceptional efficiency and controllability unmatched in the industry for consistently high performance in all applications. The 320C easy-to-use hydraulic system provides automatic infinite priority selections between swing and boom, maximizing performance and simplifying operation. Boom and swing priority is adjusted automatically depending on joystick input, eliminating the need to select the work-mode from the Multipro. This is a unique feature in the market.

Auxiliary Hydraulic Circuits. The new auxiliary hydraulic circuits are electronically controlled, allowing essential parameters for frequently used hydro-mechanical worktools to be pre-recorded. This on-board electro-hydraulic system eliminates the need for manual readjustments to the auxiliary hydraulics, each time a different tool is used.

Hydraulic Pumps Cross Sensing System.

It improves productivity with faster implement speeds and quicker, stronger pivot turns

Hydraulic Cylinder Snubbers. The hydraulic cylinder snubbers at rodend of boom cylinders and both ends of stick cylinders cushion shocks, reduce sound and increase cylinder life, keeping the machine working longer.

Controllability. The hydraulic system offers precise control to the 320C, reducing operator fatigue, improving operator effectiveness and efficiency, which ultimately translates into enhanced performance.

Boom and Stick Regeneration Circuits.

Boom and stick regeneration circuits increase efficiency and reduce cycle times for higher productivity and lower operating costs.

Optional SmartBoom™. The unique Cat SmartBoom™ attachment significantly enhances operator efficiency in applications including rock scraping, finishing work, hammer and truck loading applications.

Maximum uptime – Service and Maintenance

Extended Service Intervals and Easy access reduce operating costs.

Extended Service Interval. 320C service and maintenance intervals have been extended to reduce machine service time and increase machine availability.

Air Filter Compartment. The air filter features a double-element construction for superior cleaning efficiency. When the air cleaner plugs, a warning is displayed on the Multipro screen inside the cab.

Ground Level Service. The design and layout of the 320C was made with the service technician in mind. Many service locations are easily accessible at ground level allowing critical maintenance to get done quickly and efficiently.

Pump Compartment. A service door on the right side of the upper structure allows ground-level access to the pump and pilot filter.

Diagnostics and Monitoring. The 320C is equipped with S•O•SSM sampling ports and hydraulic test ports for the hydraulic system, engine oil and for coolant. A test connection for the Electronic Technician (ET) is located in the air filter compartment.

Anti-Skid “Punched Star” Plates. Anti-skid punched-star plate covers top of storage box and upper structure to prevent slipping during maintenance. The plates can be removed for cleaning.

Capsule Filter. The hydraulic return filter, a capsule filter, is situated outside the hydraulic tank. Removing the filter allows shut-off valves to close the hydraulic circuit preventing contaminants from entering the system when the hydraulic oil filter is changed. The capsule filter also keeps the operation clean.

Engine Inspection. Engine can be accessed from the upper structure or from under the machine. The engine and pump compartment are separated by a steel fire wall.

Handrails and Steps. Larger handrails and steps assist operator in climbing on and off machine.




Grease Lubricated Track. Grease lubricated seals protect the track link and deliver long track link pin and bushing inner wear life.

Fan Guard. Engine radiator fan is completely enclosed by fine wire mesh, reducing the risk of an accident.

Greasing Points. A concentrated remote greasing block on the boom delivers grease to hard-to-reach locations.

Oil Bearings. New boom and stick standard bearings only need greasing every 1000 hours.

Caterpillar Product Link system attachment. It includes a transceiver module (on-board the machine), office application PC software, and a satellite communications network to track machine hours, location, and warnings. Product Link simplifies maintenance scheduling, fleet management, unauthorized machine usage or movement, and product problem event tracking and diagnosis (PL-201).

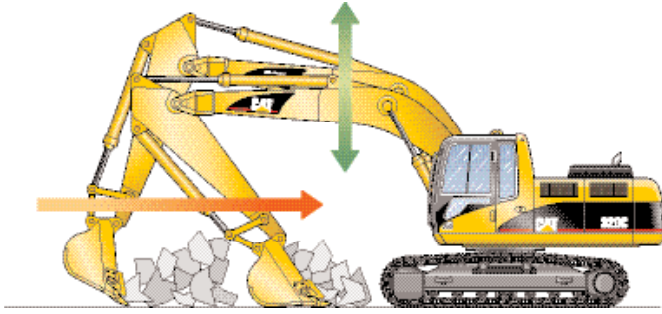


Swing-out Oil Cooler. Without using tools, the oil cooler swings out horizontally for excellent cleaning access.

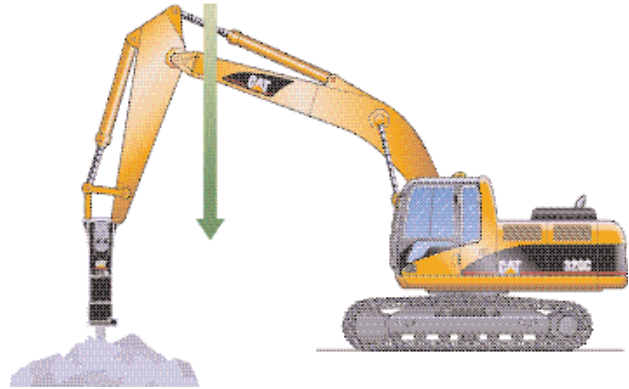
Radiator Compartment. The left rear service door allows easy access to the engine radiator and the oil cooler. A reserve tank and drain cock are attached to the radiator for simplified maintenance.

SmartBoom™

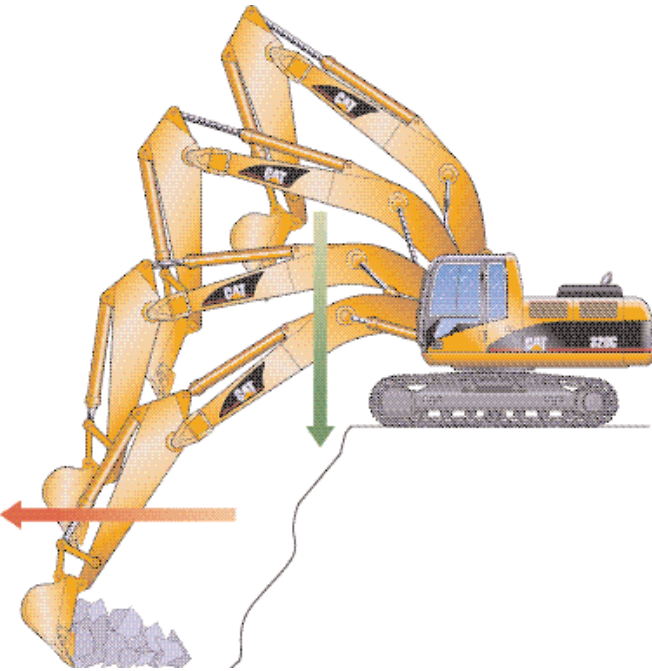
Reduces stress and vibrations transmitted to the machine and provides a more comfortable environment ensuring less operator fatigue.



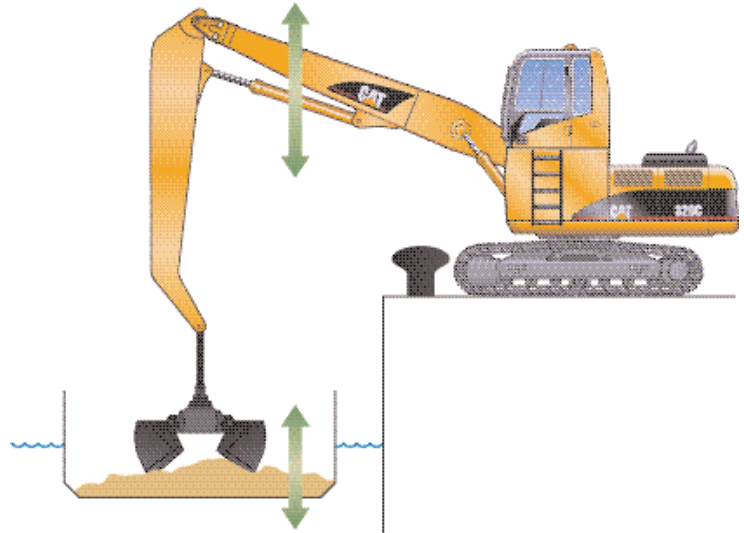
Rock Scraping. Scraping rock and finishing work is easy and fast. SmartBoom™ simplifies the task and allows the operator to fully concentrate on stick and bucket, while boom freely goes up and down without using pump flow.



Hammer Work. It has never been this productive and operator-friendly. The front parts automatically follow the hammer while penetrating the rock. Blank shots or excessive force on the hammer are avoided resulting in longer life for the hammer and the machine. Similar advantages are applicable when using vibratory plates.




Truck Loading. Loading trucks from a bench is more productive and more fuel efficient as the return cycle is reduced while the boom down function does not require pump flow.



Material Handling. It is more efficient and productive due to faster return cycles. Unloading barges is easier because SmartBoom™ avoids excessive force being put on the floor of the barge allowing the operator to fully concentrate on production.

Ease of Operation

Designed for simple, easy operation, the , 320C, 320C L and 320C LN allow the operator to focus on production.



Multipro. New, compact Multipro enhances viewing while displaying a variety of easy to read and understand language-based information.

Pre-start Multipro system. The Pre-start Multipro system alerts the operator in case there is low coolant, engine oil and hydraulic oil levels, prior to starting the engine. When the engine key remains in the “ON” position for more than 2 seconds, warning indicators are displayed in language, if actual fluid levels are lower than required.

Filter and Oil Change warnings.

The filter and oil change warnings are displayed when the number of hours used reaches the maintenance interval.

Integrated Tool Control system.

The integrated Tool Control system allows the operator to quickly select the proper set of flow and pressure parameters out of five pre-set combinations, eliminating the need to re-set these hydraulic parameters each time a tool is changed. Specific flow and pressure can also be programmed easily. The one way/two way hydraulic functions are also programmable from the Tool Control system. Each of the five programmed tools can even be given a specific name chosen by the operator.

Languages. Twenty different languages are available on the 320C. The machine can be ordered with up to seven language combinations at a time. A pre-set combination can be overwritten by another language combination with Electronic Technician.

- English, French, German, Italian, Portuguese, Spanish, Japanese
- English, Danish, Finnish, Icelandic, Norwegian, Swedish
- English, Dutch/Flemish, French, German, Italian
- English, Czech, German, Greek, Russian, Turkish
- English, Chinese (simplified), Indonesian, Thai

The individual language can be selected out of the pre-set combination from the Multipro.

All-day operator comfort

The 320C, 320C L and 320C LN interior layout maximize operator space, provide exceptional comfort and reduce operator fatigue.





Interior Operator Station. The 320C operator work station is quiet with ergonomic control placement and convenient adjustments, low lever and pedal effort, ergonomic seat design and highly efficient ventilation.

Seat. A new seat with a two-tone color offers two types of cushion – soft and firm – for operator comfort. The reclining knob is located at the right side of the seat for easier reclining adjustment.

Console. Designed for simplicity and functionality. Both consoles have attached adjustable armrests.

Automatic Climate Control. Fully automatic climate control adjusts temperature and flow and determines which air outlet is best in each situation.

Greater control convenience. Each of the controls is positioned within easy reach of the operator. Joysticks with sliding switches control all implements and swing functions. The industry-unique sliding switches provide modulated control for hydro-mechanical tools and are designed to increase operator comfort and reduce operator fatigue when working extensively with crushers or shears.

Cab Mounts. The cab shell is attached to the frame with viscous mounts, reducing vibration and sound.



Skylight. A unique large polycarbonate skylight provides very good upward visibility, especially usefull in above ground applications.

Viewing area. Excellent viewing area through wide windows. The front window is one piece for undistorted view in utility applications (two pieces optional).

Wipers. Designed to maximize visibility in poor weather conditions. The parallel wiper system covers almost the complete front window without leaving unwiped areas in the immediate line of sight of the operator.

Large storage shelf. Located behind the seat provides sufficient room for a cooling box. An optional lunch box cover is available to close off the storage space if preferred.

Durability

320C, 320C L and 320C LN structural components and undercarriage are the backbone of the machine's durability.



Structures. Proven structural manufacturing techniques, assure outstanding durability and service life from these important components.

Carbody Design. X-shaped, box-section carbody provides excellent resistance to torsional bending.

Track Roller Frames. Robot-welded track roller frames are press-formed, pentagonal units to deliver exceptional strength and service life.

Main Frame. Rugged main frame is designed for maximum durability and efficient use of materials.

Undercarriage. Durable Cat undercarriage absorbs stresses and provides excellent stability.

Robotic Welding. Precision robotic welding ensures quality, increases rigidity, reduces internal stresses and enhances durability.

Rollers and Idlers. Heavy-duty sealed and lubricated track rollers, carrier rollers and idlers provide excellent service life, to keep the machine in the field longer.

Grease-lubricated Track (GLT). It delivers longer track link and inner bushing life. GLT also reduces travel noise and reduces potential for frozen track joints.

Undercarriage Options. Three undercarriage options, standard (STD), long (L) and long narrow (LN) allow you to choose the best machine for your application and business needs.

Standard Undercarriage. The standard undercarriage is well suited for applications that require frequent repositioning of the machine, have restricted working space, uneven or rocky terrain.

Long Undercarriage. The long undercarriage (L) maximizes stability and lift capacity. A long, wide and sturdy undercarriage offers a very stable work platform.

Long Narrow Undercarriage. The long and narrow undercarriage (LN) provides the best choice when ease of transport is important while maintaining excellent lift capacity.

Booms and Sticks

Designed-in flexibility to help bring higher production and efficiency to all jobs.



Booms and Sticks. Built for performance and long service life, Caterpillar booms and sticks are large, welded, box-section structures with thick, multi-plate fabrications in high-stress areas.

Option. The choice of three booms and seven sticks means 320C offers a large combination of reach and digging forces for optimum versatility.

Reach Boom. The reach boom (5.7 m) features an optimum design that maximizes digging envelopes with four stick choices.

- **R2.9B Stick.** The R2.9B stick gives the largest working envelope with medium B-sized buckets.
- **R2.9B Heavy Duty Stick.** The heavy duty stick provides additional strength recommended for demolition applications. Its design includes an additional internal baffle to support mechanical shears/crushers, extra-hardened bosses and yet thicker plates where necessary.

- **R2.5B Stick.** The R2.5B stick uses the high capacity buckets and is best suited to trenching, excavation and general construction applications.
- **R1.9C Stick.** The R1.9C stick uses higher capacity C family buckets for high production applications.

Mass Excavation Boom. The mass excavation boom (5.2 m) maximizes productivity. The ME version offers increased forces to allow use of larger buckets and offers added durability for more severe applications.

- **M1.9C and M2.4C Sticks.**
The M1.9C and M2.4C sticks have been specifically designed for large earth moving applications and use C-sized buckets.
- **M2.9B Stick.** The M2.9B stick provides the largest working envelope best suited to demolition or finishing work.

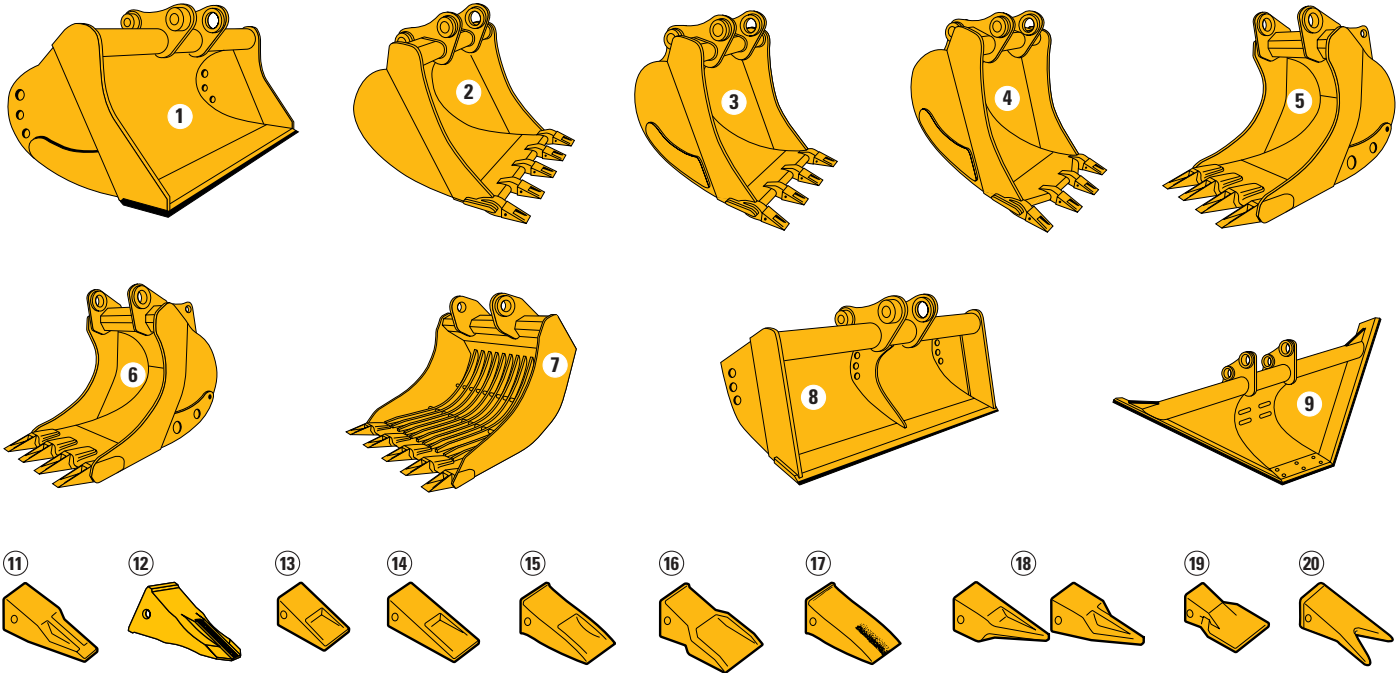
Variable Adjustable (VA) Boom.

The variable geometry boom offers superb flexibility and versatility in the working envelope. Boom position can be adjusted from 90° when fully retracted to 165° when fully extended. With full extension, the working range gives both maximum dig depth, reach and working height. Equally, when the VA boom is retracted, it can work closer to its tracks, increase lifting capacity and work in confined areas. All hydraulic adjustments to the VA boom angle can be made from the cab during a work cycle for true versatility.

- **M1.9C and M2.4C Sticks.**
The M2.4C and M1.9C sticks provide the necessary strength in digging, lifting and hammering applications with the VA body.
- **M2.9B Stick.** The M2.9B stick provides the largest working envelope best suited to demolition or finishing work.

Buckets and Teeth

A wide variety of buckets help optimize machine performance. Purpose designed and built to Caterpillar's high durability standards.



1 Utility Light (LU). Low cost earth working bucket for floor, bank and ditch finishing.

Utility Standard (SU). Demolition and construction bucket handles bricks and broken concrete, as well as trench filling, floor leveling and bank finishing.

2 Excavation/Trenching (X). Digs and loads soft to medium materials such as clay and earth. Features weld on tip adapters, hardened cutting edge and side bars.

3 Extreme Excavation/Trenching (EX). Digs and loads compact/abrasive materials like earth/rock, sand/clay, sand/gravel, coal, chalk and low abrasion ores. Features bigger ground engaging tools, plus abrasion resistant steel for all wear parts.

4 Rock (Classical/Standard). Digs and loads mixed earth/rock soils containing high percentage of rock or other abrasive materials. Features V-spade cutting edge, thicker base and wear surfaces.

5 Rock Loading (RL). Loads large blocks of rock and other abrasive materials. Features longer floor plate and increased side bar curvature for better stability under load.

6 Block Handling (BH). Handles pre-shaped blocks of quarry marble and granite. Features increased tip radius, deep cut side bars for long floor platform.

7 Skeleton Light (SL). For soft and moist soils and for applications where separation of materials, e.g., branches, peatmoss, is required.

Skeleton Heavy Duty (SH). As S.L., but for more demanding separation work such as sorting rock from sand or gravel on demolition sites.

8 Ditch Cleaning (DC). Wide, light bucket used mainly with long reach configurations to clean water beds and banks.

9 Trapezoidal (T). To prepare and maintain small irrigation ditches. Features angled sides to shape ditch banks in one operation.

All Cat buckets can be fitted for Caterpillar Quick Coupler.

Tip selection

- 11** Penetration
- 12** Penetration Long Life
- 13** Short
- 14** Long
- 15** Heavy Duty Long
- 16** Heavy Duty Abrasion
- 17** Heavy Duty Long Life
- 18** Sharp / Corner Sharp
- 19** Wide
- 20** Twin Sharp

Tool Control System, Quick Couplers and Work-Tools

User-friendly, integrated electro-hydraulics make changing tools easy and quick and allow the operator to focus on efficient work.

Tool Controller. Five hydraulic pump flow and pressure settings can be preset on the Multipro, eliminating the need to adjust the hydraulics each time a tool is changed. Selecting the proper setting from the Multipro's menu instantly provides the operator with the correct amount of flow and pressure for the tool. The unique Cat proportional attachment sliding switches provide modulation to the tool and make precision work easy.



Quick Coupler. Caterpillar Quick Couplers provide quick tool exchange time while maintaining top machine performance.

- The universal Quick Coupler hydraulic circuit avoids difficult and costly retrofitting of Quick Coupler hydraulics and allows usage of the most frequently used Quick Coupler systems. Ask your Cat dealer for more specific information.
- The hydraulic version is available in the standard and narrow version and makes it very easy for the operator to switch tools without leaving the cab.
- The spindle version is a user-friendly mechanical version that can later be converted into the hydraulic version if required. The spindle version is also available in the narrow and standard version.
- A lifting hook can be added to the Quick Coupler for maximum lift capacity.
- All Cat buckets can be fitted for Caterpillar Quick Coupler. The new Cat CW-Series Quick Couplers make it possible for the operator to simply release one work tool and pick up the next. Your hydraulic excavators become highly versatile. The Cat CW-Series Quick Couplers maximize machine efficiency in a cost-effective way.



Multi-Processor. The Caterpillar Multi-Processors can be equipped with different jaw types depending on your need.

- CC-jaws combi cutter.
- CR-jaws concrete crusher.
- PP-jaws primary pulveriser.
- PS-jaws secondary pulveriser.
- TS-jaws tank shear.
- S-jaws steel.

Demolition and Sorting Grapple.

The demolition and sorting grapple with unlimited left and right rotation is the ideal tool for stripping, sorting, handling and loading.

Hammer. The Cat hammers with a wide variety of tools provide the perfect match for maximal life, efficiency and productivity.

Engine

Cat 3066 T diesel engine	
Ratings	1800 rpm
Gross Power	107 kW/143 hp
Net Power	
ISO 9249	103 kW/138 hp
EEC 80/1269	103 kW/138 hp
Bore	102 mm
Stroke	130 mm
Displacement	6.4 liters

- Net power advertised is the power available at the flywheel when the engine is equipped with fan, air cleaner, muffler, and alternator.
- No engine derating required below 2300 m altitude.

Hydraulic System

Main Implement System	
Maximum Flow (2x)	205 l/min
Maximum pressure	
Implements	34 300 kPa
Travel	34 300 kPa
Swing	25 000 kPa
Pilot System	
Maximum flow	41 l/min
Maximum pressure	4120 kPa
Boom Cylinder	
Bore	120 mm
Stroke	1260 mm
Stick Cylinder	
Bore	140 mm
Stroke	1430 mm
B Family Bucket Cylinder	
Bore	120 mm
Stroke	1030 mm
C Family Bucket Cylinder	
Bore	130 mm
Stroke	1150 mm

Drive

Maximum Travel Speed	5.5 km/h
Maximum Drawbar Pull	196 kN

Swing Mechanism

Swing Speed	11.5 rpm
Swing Torque	61.8 kNm

Cab

Cab/FOGS meets ISO 10262.

Sound

The dynamic exterior sound power level meets EU Directive 2000/14/EC.

Machine and Major Component Weights

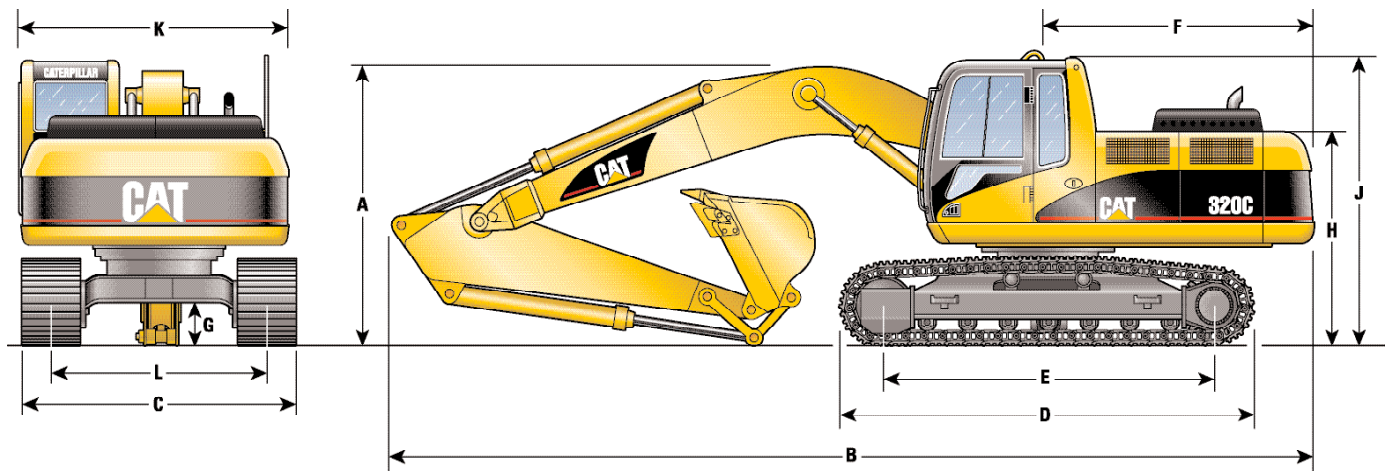
Actual weights and ground pressures will depend on final machine configuration.

	m	5.7 m Reach boom			5.2 m ME boom			5.5 m VA boom		
		CX1000	BX1250	BX1000	CX1000	CX1000	BX1000	CX1000	CX1000	BX1000
Sticks	m	1.9	2.5	2.9	1.9	2.4	2.9	1.9	2.4	2.9
Bucket type		CX1000	BX1250	BX1000	CX1000	CX1000	BX1000	CX1000	CX1000	BX1000
Operating weight*										
320C	kg	21 115	20 880	20 870	21 130	21 170	21 100	21 855	21 890	21 785
320C L	kg	21 660	21 430	21 415	21 680	21 715	21 650	22 400	22 410	22 333
320C LN	kg	21 630	21 395	21 385	21 645	21 685	21 600	22 370	22 405	22 000
Ground pressure										
320C	kg/cm ²	0.51	0.5	0.5	0.51	0.51	0.51	0.52	0.52	0.52
320C L	kg/cm ²	0.47	0.46	0.46	0.47	0.47	0.47	0.48	0.48	0.48
320C LN	kg/cm ²	0.62	0.61	0.61	0.62	0.62	0.62	0.64	0.64	0.63
Stick weight (without cylinders)	kg	680	660	790	680	715	900	680	715	900
Boom weight (without cylinders)	kg	1260			1270			1600		
Upperstructure (without counterweight)	kg	5575			5575			5575		
Undercarriage										
320C (600 mm shoes)	kg	7090			7090			7090		
320C L (600 mm shoes)	kg	7640			7640			7640		
320C LN (500 mm shoes)	kg	7310			7310			7310		
Counterweight										
320C and 320C L	kg	4120			4120			4120		
320C LN	kg	4420			4420			4420		

* With counterweight, operator and full fuel.

Dimensions

All dimensions are approximate.



A Shipping height (with bucket)	m	B Shipping length	m	C Shipping width	m
Reach boom		Reach boom		320C with 600 mm shoes (standard)	2.80
1.9 m stick	3.12	1.9 m stick	9.65	320C L with 600 mm shoes (standard)	2.98
2.5 m stick	3.01	2.5 m stick	9.42	320C L with 700 mm shoes	3.08
2.9 m stick	3.01	2.9 m stick	9.39	320C L with 800 mm shoes	3.18
ME boom		ME boom		320C L with 900 mm shoes	3.28
1.9 m stick	3.12	1.9 m stick	9.20	320C LN with 500 mm shoes (standard)	2.49
2.4 m stick	3.25	2.4 m stick	9.03	320C LN with 600 mm shoes	2.59
2.9 m stick	3.14	2.9 m stick	9.00		
VA Boom		VA Boom		D Track length	
1.9 m stick	3.01	1.9 m stick	9.52	320C	4.07
2.4 m stick	3.01	2.4 m stick	9.24	320C L and 320C LN	4.45
2.9 m stick	3.01	2.9 m stick	9.24		

Track Width

Undercarriage	
Standard	600 mm
Long	600 mm
Long Narrow	500 mm
Optional Undercarriage	
Standard	600 mm HD
Long	700 mm, 600 mm HD
	800 mm, 900 mm, 700 mm HD
Long Narrow	600 mm

Service Refill Capacities

	Liter
Fuel Tank Capacity	320
Cooling System	30
Engine Oil	30
Swing Drive	8
Final Drive (each)	10
Hydraulic System (including tank)	200
Hydraulic Tank	120

E Length to centers of rollers	
320C	3.26
320C L and 320C LN	3.65
F Tail swing radius	2.77
G Ground clearance	0.46
H Body height	2.15
J Cab height	
with FOG	3.05
without FOG	2.95
K Body width	2.50
L Track gauge	
320C	2.20
320C L	2.38
320C LN	1.99

Bucket Specifications

Contact your Caterpillar dealer for special bucket requirements.

All buckets are available to fit the Cat quick coupler.

Buckets (bucket weights including tips)


Bucket type	Linkage	Width mm	Weight kg	Capacity m ³	5.7 m Reach boom									5.2 m ME boom									5.5 m VA boom								
					320C			320C L			320C LN			320C			320C L			320C LN			320C			320C L			320C LN		
					1.9	2.5	2.9	1.9	2.5	2.9	1.9	2.5	2.9	1.9	2.4	2.9	1.9	2.4	2.9	1.9	2.4	2.9	1.9	2.4	2.9	1.9	2.4	2.9	1.9	2.4	2.9
Excavation	B	1100	841	1.1	X			X			X			X	X		X	X		X	X		X	X		X	X				
	B	1250	727	1.05	X			X			X			X	X		X	X		X	X		X	X		X	X				
	B	1300	769	1.1	X			X			X			X	X		X	X		X	X		X	X		X	X				
	B	1400	763	1.2	X			X			X			X	X		X	X		X	X		X	X		X	X				
	B	1500	781	1.35	X			X			X			X	X		X	X		X	X		X	X		X	X	N			
	C	1300	1008	1.35		X	X		X	X			X	X		X	X		X	X		X	X		X	X		X	X		
	C	1400	1050	1.4		X	X		X	X			X	X		X	X		X	X		X	X		X	X		N	X		
	C	1500	1116	1.55		X	X		X	X			X	X		X	X		X	X		N	X		X	X		N	X		
	C	1600	1093	1.7		X	X		X	X	N		X	X		X	X		N	X		N	X		X	X		N	X		
Extreme Excavation	B	600	581	0.41	X			X			X			X	X		X	X		X	X		X	X		X	X				
	B	750	635	0.55	X			X			X			X	X		X	X		X	X		X	X		X	X				
	B	1000	732	0.8	X			X			X			X	X		X	X		X	X		X	X		X	X				
	B	1250	813	1.05	X			X			X			X	X		X	X		X	X		X	X		X	X				
	B	1400	859	1.2	X			X			X			X	X		X	X		X	X		X	X		X	X				
	C	750	764	0.63		X	X		X	X			X	X		X	X		X	X		X	X		X	X		X	X		
	C	1000	905	0.95		X	X		X	X			X	X		X	X		X	X		X	X		X	X		X	X		
	C	1450	1147	1.5	N	X	X		X	X			X	X		X	X		X	X		N	X		X	X		N	X		
	C	1600	1216	1.7	N	X	X		X	X			X	X		X	X		N	X		N	X		X	X		N	X		
Maximum load in kg (payload plus bucket)					3098	2762	2540	3514	3121	2876	2924	2614	2402	3541	3190	2826	4001	3606	3196	3342	3012	2542	3066	2762	2449	3498	3155	2801	2876	2591	2298

Buckets and Quick Coupler (bucket weights including tips and 254 kg quick coupler)

Bucket type	Linkage	Width mm	Weight kg	Capacity m ³	5.7 m Reach boom									5.2 m ME boom									5.5 m VA boom								
					320C			320C L			320C LN			320C			320C L			320C LN			320C			320C L			320C LN		
					1.9	2.5	2.9	1.9	2.5	2.9	1.9	2.5	2.9	1.9	2.4	2.9	1.9	2.4	2.9	1.9	2.4	2.9	1.9	2.4	2.9	1.9	2.4	2.9	1.9	2.4	2.9
Excavation	B	1100	1095	1.1	X		N	X			X			X	X		X	X		X	X	N	X	X		X	X	N			
	B	1250	981	1.05	X			X			X			X	X		X	X		X	X		X	X		X	X	N			
	B	1300	1023	1.1	X			X			X			X	X		X	X		X	X	N	X	X		X	X	N			
	B	1400	1017	1.2	X		N	X			X			X	X		X	X		X	X	N	X	X		X	X	N			
	B	1500	1035	1.35	X	N	X		X			X			X	X		X	X	N	X	X	N	X	X		X	X	N		
	C	1300	1260	1.35		X	X		X	X			X	X		X	X		X	X		N	X		X	X		N	X		
	C	1400	1302	1.4		X	X		X	X			X	X		X	X		X	X		N	X		X	X		N	X		
	C	1500	1368	1.55	N	X	X		X	X			X	X		X	X		X	X		N	X		X	X		N	X		
	C	1600	1345	1.7	N	X	X		X	X			X	X		X	X		N	X		N	X		X	X		N	X		
Extreme Excavation	B	600	835	0.41	X			X			X			X	X		X	X		X	X		X	X		X	X				
	B	750	889	0.55	X			X			X			X	X		X	X		X	X		X	X		X	X				
	B	1000	986	0.8	X			X			X			X	X		X	X		X	X		X	X		X	X				
	B	1250	1067	1.05	X			X			X			X	X		X	X		X	X	N	X	X		X	X	N			
	B	1400	1113	1.2	X		N	X			X			X	X		X	X		X	X	N	X	X		X	X	N			
	C	750	1016	0.63		X	X		X	X			X	X		X	X		X	X		X	X		X	X		X	X		
	C	1000	1157	0.95		X	X		X	X			X	X		X	X		X	X		X	X		X	X		X	X		
	C	1450	1399	1.5	N	X	X		X	X			X	X		X	X		X	X		N	X		X	X		N	X		
	C	1600	1468	1.7	N	X	X		X	X			X	X		X	X		N	X		N	X		X	X		N	X		
Maximum load in kg (payload plus bucket)					2970	2572	2333	3410	2941	2678	2786	2419	2192	3445	3062	2581	3933	3500	2963	3233	2874	2421	2929	2601	2190	3382	3011	2550	2728	2422	2035

 Max. Material density
1200 kg/m³

 Max. Material density
1500 kg/m³

 Material density
1800 kg/m³ and more

 N
Not recommended

 X
Not compatible

Work Tools Matching Guide

When choosing between various work tool models that can be installed onto the same machine configuration, consider work tool application, productivity requirements, and durability. Refer to work tool specifications for application recommendations and productivity information.

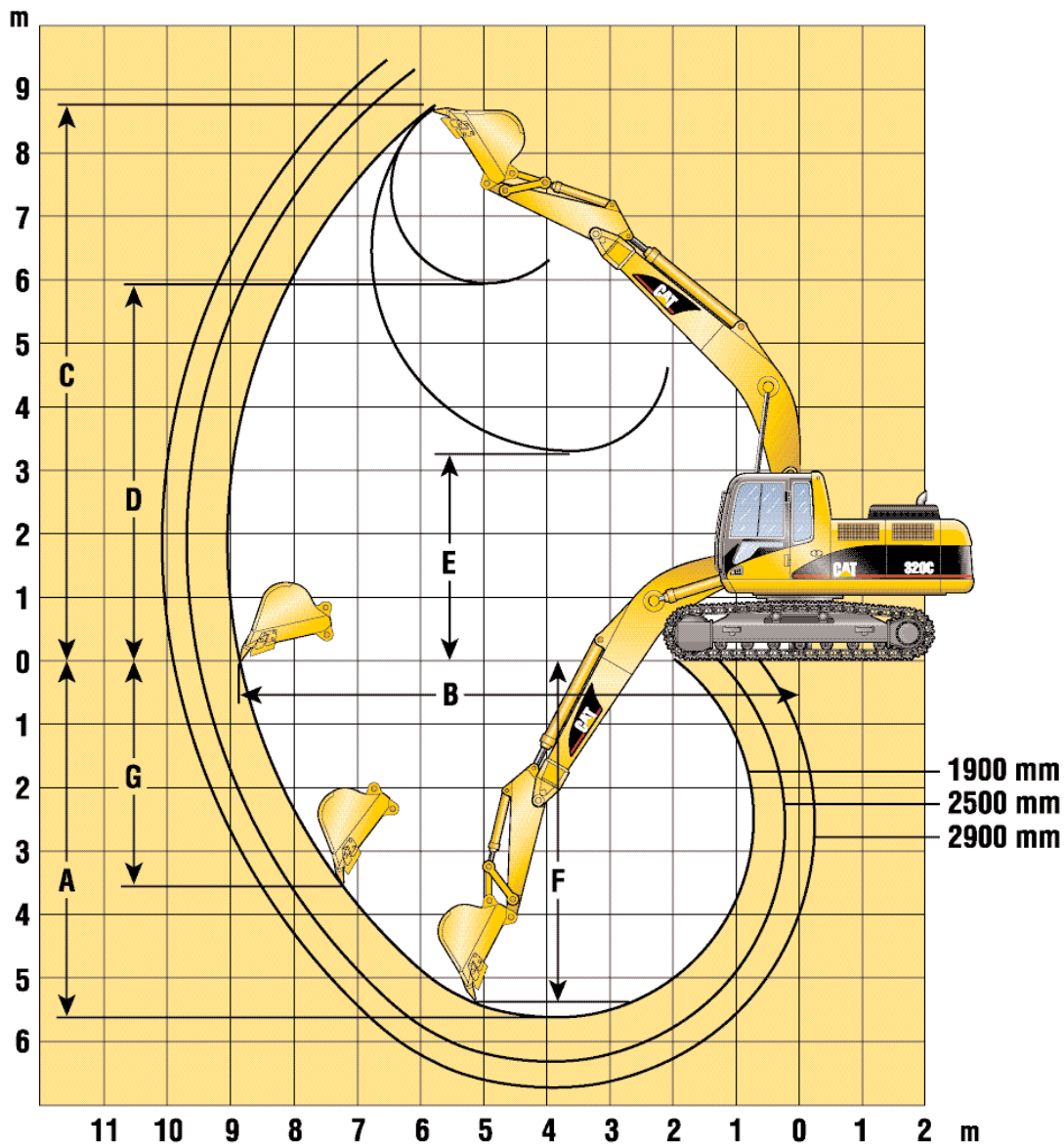
		5.7 m Reach boom									5.2 m ME boom									5.5 m VA boom								
		320C			320C L			320C LN			320C			320C L			320C LN			320C			320C L			320C LN		
		m	1.9	2.5	2.9	1.9	2.5	2.9	1.9	2.5	2.9	1.9	2.4	2.9	1.9	2.4	2.9	1.9	2.4	2.9	1.9	2.4	2.9	1.9	2.4	2.9		
Hammers	H115Cs	×			×			×			×	×		×	×		×	×		×	×		×	×		×		
	H120Cs		×	×		×	×		×	×		×	×		×	×		×	×		×	×		×	×		×	
	H130s		×	×		×	×		×	×		×	×		×	×		×	×		×	×		×	×		×	
Mechanical Pulverizers	P115																											
	VMC-30																											
Multiprocessor	MP15																											
	MP20	×	×	×		×	×	×	×	×		×	×	×	×	×	×	×	×		×	×	×	×	×	×	×	
Crushers	CR20		×	×		×	×	×	×			×						×	×				×	×	×	×	×	
	CR28	×	×	×	×	×	×	×	×		×	×		×	×	×	×	×	×			×	×	×	×	×	×	
	VHC-30																										×	
	VHC-40	×	×	×		×	×	×	×	×		×	×		×	×	×	×	×			×	×	×	×	×	×	
Pulverizers	P16																										×	
	P20		×	×				×	×	×		×												×	×	×	×	
	VHP-30																										×	
	VHP-40	×	×	×		×	×	×	×	×		×	×		×	×	×	×	×			×	×	×	×	×	×	
Mechanical Shears	S115																											
	VCS-35																											
	VWC-25																											
	VWS-25																											
180° rotatable Shears	S225	×	×	×		×	×	×	×	×		×	×	×	×	×	×	×	×			×	×	×	×	×	×	
	S225*																											
	S230*																											
360° rotatable Shears	S320			×			×		×														×		×		×	
	S325*																										×	
	S440*	×	×	×				×	×	×															×	×	×	
Mechanical Grapples	G112																											
	G115		×	×		×		×	×							×		×	×				×	×	×	×	×	
Demolition and Sorting Grapple	G315	×	×	×		×	×	×	×	×		×	×	×	×	×	×	×	×			×	×	×	×	×	×	
	G320	×	×	×	×	×	×	×	×	×	×	×	×	×	×	×	×	×	×			×	×	×	×	×	×	

* Boom Mounted

360° Working Range
 Recommended
 Not Compatible
 Available
 Over the front only

Reach Excavation Boom Working Ranges

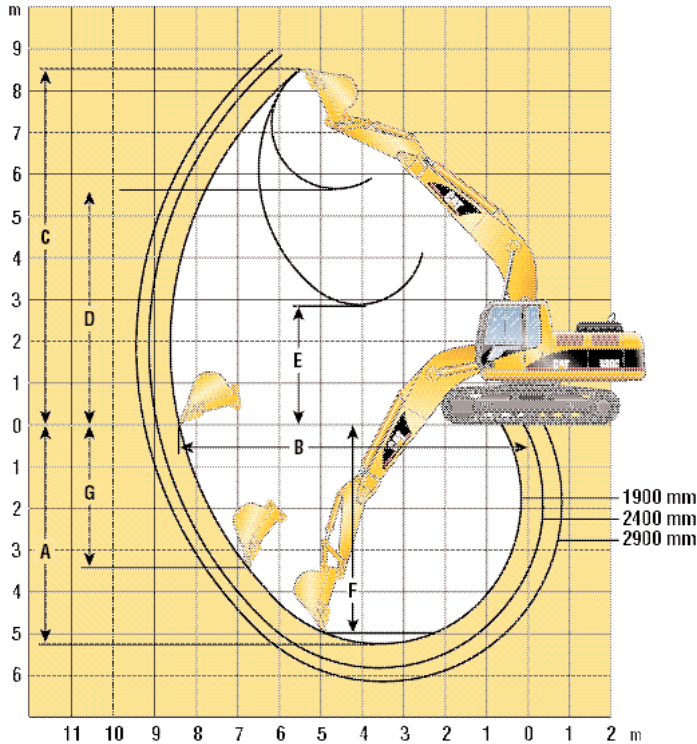
5.68 m Reach (R) boom configuration



	R1.9C	R2.5B	R2.9B
Stick Length	1.9 m	2.5 m	2.9 m
A Maximum Digging Depth	-5.69 m	-6.11 m	-6.55 m
B Maximum Reach at Ground Level	8.85 m	9.30 m	9.71 m
C Maximum Cutting Height	8.81 m	9.24 m	9.44 m
D Maximum Loading Height	5.90 m	6.49 m	6.67 m
E Minimum Loading Height	3.24 m	2.79 m	2.37 m
F Maximum Digging Depth 2.44 m Level Bottom	-5.43 m	-5.90 m	-6.37 m
G Maximum Vertical Wall Digging Depth	-3.68 m	-5.01 m	-5.44 m
Bucket Tip Radius	1.55 m	1.42 m	1.42 m
Bucket Forces (ISO 6015)	152 kN	127 kN	119 kN
Stick Forces (ISO 6015)	146 kN	119 kN	106 kN

Mass Excavation Boom Working Ranges

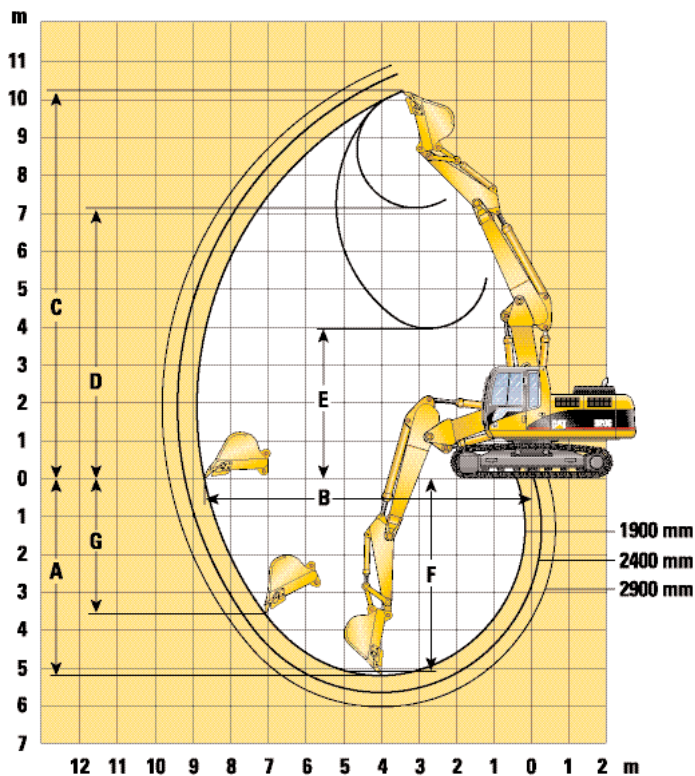
5.2 m Mass (ME) boom configuration



	M1.9C	M2.4C	M2.9B
Stick Length	1.9 m	2.4 m	2.9 m
A Maximum Digging Depth	-5.25 m	-5.75 m	-6.14 m
B Maximum Reach at Ground Level	8.39 m	8.85 m	9.19 m
C Maximum Cutting Height	8.58 m	8.80 m	9.01 m
D Maximum Loading Height	5.63 m	5.86 m	6.25 m
E Minimum Loading Height	2.87 m	2.37 m	1.97 m
F Maximum Digging Depth 2.44 m Level Bottom	-5.01 m	-5.55 m	-5.96 m
G Maximum Vertical Wall Digging Depth	-3.52 m	-3.97 m	-4.98 m
Bucket Tip Radius	1.55 m	1.55 m	1.42 m
Bucket Forces (ISO 6015)	152 kN	147 kN	123 kN
Stick Forces (ISO 6015)	146 kN	133 kN	116 kN

VA Boom Working Ranges

5.46 m Variable Geometry Adjustaboom



	VA1.9C	VA2.4B	VA2.9B
Stick Length	1.9 m	2.5 m	2.9 m
A Maximum Digging Depth	-5.20 m	-5.69 m	-6.03 m
B Maximum Reach at Ground Level	8.74 m	9.22 m	9.57 m
C Maximum Cutting Height	10.26 m	10.66 m	10.93 m
D Maximum Loading Height	7.10 m	7.50 m	8.11 m
E Minimum Loading Height	3.91 m	3.48 m	3.05 m
F Maximum Digging Depth 2.44 m Level Bottom	-5.07 m	-5.57 m	-5.93 m
G Maximum Vertical Wall Digging Depth	-3.55 m	-4.00 m	-4.68 m
Bucket Tip Radius	1.55 m	1.55 m	1.42 m
Bucket Forces (ISO 6015)	153 kN	148 kN	124 kN
Stick Forces (ISO 6015)	147 kN	134 kN	115 kN

Lift capacities with 5.68 m Reach boom

All weights are in kg
















320C

Short Stick
1.9 m

Shoes
600 mm

Bucket Capacity (SAE)
0.95 m³

Bucket Weight
866 kg

	1.5 m		3.0 m		4.5 m		6.0 m		7.5 m		9.0 m					
															m	
7.5 m														*3970	3670	6.55
6.0 m								*4740	3960					*3990	2550	7.79
4.5 m					*6220	*6220	*5110	3870						3340	2070	8.46
3.0 m					*7810	5770	*5790	3650	3930	2420				3060	1850	8.75
1.5 m					8800	5270	5560	3430	3850	2340				3030	1810	8.70
Ground					8590	5080	5410	3290						3240	1950	8.32
-1.5 m			*10 050	*10 050	8610	5100	5390	3270						*3580	2350	7.54
-3.0 m			*11 050	10 520	*8120	5280	5540	3410								
















320C

Medium Stick
2.5 m

Shoes
600 mm

Bucket Capacity (SAE)
1.05 m³

Bucket Weight
759 kg

	1.5 m		3.0 m		4.5 m		6.0 m		7.5 m		9.0 m					
															m	
7.5 m														*2520	*2520	7.24
6.0 m								*4350	4190					*2370	2350	8.34
4.5 m								*4820	4080	4180	2670			*2360	1970	8.98
3.0 m					*7380	6150	*5600	3870	4110	2600				*2440	1790	9.26
1.5 m					*8920	5660	5780	3650	4010	2500				*2610	1740	9.24
Ground					8920	5390	5610	3490	3930	2430				*2920	1840	8.91
-1.5 m			*9120	*9120	8860	5330	5540	3430	3910	2410				*3430	2120	8.24
-3.0 m			*12 620	10 730	*8930	5420	5590	3470						*3810	2790	7.10
-4.5 m			*9790	*9790	*6910	5670										
















320C

Long Stick
2.9 m

Shoes
600 mm

Bucket Capacity (SAE)
0.8 m³

Bucket Weight
689 kg

	1.5 m		3.0 m		4.5 m		6.0 m		7.5 m		9.0 m					
															m	
7.5 m								*3930	*3930					*1930	*1930	7.76
6.0 m								*4000	*4000	*2610	*2610			*1820	*1820	8.78
4.5 m								*4510	4180	*4200	2760			*1810	*1810	9.38
3.0 m			*11 070	*11 070	*6870	6310	*5320	3950	4180	2660				*1870	1680	9.65
1.5 m					*8540	5770	5850	3710	4060	2550				*2010	1640	9.63
Ground			*5260	*5260	8980	5440	5640	3520	3960	2460				*2240	1720	9.32
-1.5 m	*5180	*5180	*8860	*8860	8850	5330	5550	3430	3910	2410				*2650	1950	8.68
-3.0 m	*9150	*9150	*12 990	10 600	8900	5370	5560	3450						*3390	2470	7.63
-4.5 m			*10 980	10 980	*7680	5570										
















320C L

Short Stick
1.9 m

Shoes
600 mm

Bucket Capacity (SAE)
0.95 m³

Bucket Weight
866 kg

	1.5 m		3.0 m		4.5 m		6.0 m		7.5 m		9.0 m					
															m	
7.5 m														*3970	*3970	6.55
6.0 m								*4740	4450					*3990	2890	7.79
4.5 m					*6220	*6220	*5110	4360						4010	2360	8.46
3.0 m					*7810	6530	*5790	4130	4730	2760				3690	2130	8.75
1.5 m					*9080	6020	*6450	3910	4650	2690				3660	2100	8.70
Ground					*9500	5820	6570	3770						3920	2250	8.32
-1.5 m			*10 050	*10 050	*9200	5850	6550	3750						*3580	2690	7.54
-3.0 m			*11 050	*11 050	*8120	6030	*5710	3890								
















320C L

Medium Stick
2.5 m

Shoes
600 mm

Bucket Capacity (SAE)
1.05 m³

Bucket Weight
759 kg

	1.5 m		3.0 m		4.5 m		6.0 m		7.5 m		9.0 m					
															m	
7.5 m														*2520	*2520	2.24
6.0 m								*4350	*4350					*2370	*2370	8.34
4.5 m								*4850	4570	*4450	3010			*2360	2240	8.98
3.0 m					*7380	6920	*5600	4350	*4760	2950				*2440	2050	9.26
1.5 m					*8920	6410	*6380	4120	4810	2850				*2610	2010	9.24
Ground					*9700	6140	6770	3960	4720	2770				*2920	2110	8.91
-1.5 m			*9120	*9120	*9690	6080	6700	3900	4710	2760				*3440	2420	8.24
-3.0 m			*12 620	12 410	*8930	6170	*6460	3950						*3810	3160	7.10
-4.5 m			*9790	*9790	*6910	6430										

320C L

Long Stick

2.9 m

Shoes

















600 mm

Bucket Capacity (SAE)

0.8 m³

Bucket Weight

689 kg

	1.5 m		3.0 m		4.5 m		6.0 m		7.5 m		9.0 m				m	
																
7.5 m								*3930	*3930					*1930	*1930	7.76
6.0 m								*4000	*4000	*2610	*2610			*1820	*1820	8.78
4.5 m								*4510	*4510	*4200	3110			*1810	*1810	9.38
3.0 m			*11 070	*11 070	*6870	*6870	*5320	4440	*4560	3010				*1870	*1870	9.65
1.5 m					*8540	6530	*6170	4190	4860	2900				*2010	1890	9.63
Ground			*5260	*5260	*9550	6190	*6800	4000	4750	2800				*2240	1970	9.32
-1.5 m	*5180	*5180	*8860	*8860	*9770	6080	6700	3900	4710	2760				*2650	2230	8.68
-3.0 m	*9150	*9150	*12 990	12 270	*9250	6120	*6710	3920						*3390	2810	7.63
-4.5 m			*10 980	*10 980	*7680	6320										

320C LN

Short Stick

1.9 m

Shoes

















500 mm

Bucket Capacity (SAE)

0.95 m³

Bucket Weight

866 kg

	1.5 m		3.0 m		4.5 m		6.0 m		7.5 m		9.0 m				m	
																
7.5 m														*3970	3480	6.55
6.0 m							*4740	3740						*3990	2410	7.79
4.5 m					*6220	5990	*5110	3660						*4060	1950	8.46
3.0 m					*7810	5400	*5790	3440	4820	2270				3770	1740	8.75
1.5 m					*9080	4910	*6450	3220	4740	2200				3740	1700	8.70
Ground					*9500	4730	6700	3090						4000	1830	8.32
-1.5 m			*10 050	9280	*9200	4750	6680	3070						*3580	2210	7.54
-3.0 m			*11 050	9610	*8120	4920	*5710	3200								

320C LN

Medium Stick

2.5 m

Shoes

















500 mm

Bucket Capacity (SAE)

1.05 m³

Bucket Weight

759 kg

	1.5 m		3.0 m		4.5 m		6.0 m		7.5 m		9.0 m				m	
																
7.5 m														*2520	*2520	7.24
6.0 m							*4350	3970						*2370	2230	8.34
4.5 m							*4820	3860	*4450	2520				*2360	1860	8.98
3.0 m					*7380	5780	*5600	3660	*4760	2460				*2440	1680	9.26
1.5 m					*8920	5300	*6380	3440	4900	2360				*2610	1640	9.24
Ground					*9700	5040	6900	3280	4820	2290				*2920	1730	8.91
-1.5 m			*9120	*9120	*9690	4980	6820	3220	4800	2270				*3440	2000	8.24
-3.0 m			*12 620	9820	*8930	5070	*6460	3270						*3810	2630	7.10
-4.5 m			*9790	*9790	*6910	5310										

320C LN

Long Stick

2.9 m

Shoes

















500 mm

Bucket Capacity (SAE)

0.8 m³

Bucket Weight

689 kg

	1.5 m		3.0 m		4.5 m		6.0 m		7.5 m		9.0 m				m	
																
7.5 m														*1930	*1930	7.76
6.0 m									*4000	*4000	*2610	2610		*1820	*1820	8.78
4.5 m									*4510	3960	*4200	2610		*1810	1750	9.38
3.0 m			*11 070	*11 070	*6870	5930	*5320	3740	*4560	2520				*1870	1590	9.65
1.5 m					*8540	5410	*6170	3500	4950	2410				*2010	1550	9.63
Ground			*5260	*5260	*9550	5090	*6800	3310	4850	2310				*2240	1620	9.32
-1.5 m	*5180	*5180	*8860	*8860	*9770	4980	6830	3230	4800	2270				*2650	1830	8.68
-3.0 m	*9150	*9150	*12 990	9700	*9250	5020	*6710	3240						*3390	2330	7.63
-4.5 m			*10 980	10 060	*7680	5210										



Load Point Height



Load Radius Over Front



Load Radius Over Side



Load at Maximum Reach

* Limited by hydraulic rather than tipping load.

The above loads are in compliance with hydraulic excavator lift capacity ratings standard ISO 10567, they do not exceed 87% of hydraulic lifting capacity or 75% of tipping capacity. Weight of all lifting accessories must be deducted from the above lifting capacities.

Lift capacities with 5.2 m Mass Excavation boom

All weights are in kg

















320C

Short Stick
1.9 m

Shoes
600 mm

Bucket Capacity (SAE)
0.95 m³

Bucket Weight
866 kg

	1.5 m		3.0 m		4.5 m		6.0 m		7.5 m		9.0 m				m	
7.5 m																5.85
6.0 m														*3970	*3970	7.24
4.5 m					*6340	*6340	*5440	3920						*3680	2380	7.98
3.0 m					*7820	6040	5920	3760						3430	2120	8.30
1.5 m					9130	5550	5710	3560						3390	2070	8.25
Ground					8860	5310	5560	3430						3670	2250	7.83
-1.5 m			*13340	10420	8850	5300	5550	3420						*3400	2770	6.98
-3.0 m			*11060	10820	*7870	5490										

















320C

Medium Stick
2.4 m

Shoes
600 mm

Bucket Capacity (SAE)
0.95 m³

Bucket Weight
866 kg

	1.5 m		3.0 m		4.5 m		6.0 m		7.5 m		9.0 m				m	
7.5 m																6.54
6.0 m							*4720	4060						*3240	*3240	7.78
4.5 m					*5700	*5700	*5000	4010						*3010	2140	8.46
3.0 m					*7230	6200	*5670	3820	4010	2490				*3130	1920	8.75
1.5 m					*8750	5660	5750	3590	3930	2420				3090	1870	8.71
Ground			*7700	*7700	8900	5350	5570	3430						3300	2000	8.32
-1.5 m	*7440	*7440	*13600	10330	8810	5270	5500	3370						3900	2400	7.54
-3.0 m			*12310	10640	*8520	5380	5620	3470								

















320C

Long Stick
2.9 m

Shoes
600 mm

Bucket Capacity (SAE)
0.8 m³

Bucket Weight
689 kg

	1.5 m		3.0 m		4.5 m		6.0 m		7.5 m		9.0 m				m	
7.5 m																7.07
6.0 m							*4290	4280						*2470	*2470	8.20
4.5 m							*4650	4190	*3860	2700				*2280	2070	8.85
3.0 m			*9980	*9980	*6700	6460	*5380	3980	4160	2640				*2370	1870	9.14
1.5 m			*9100	*9100	*8390	5910	5900	3740	4050	2540				*2550	1810	9.12
Ground			*8760	*8760	9100	5540	5690	3550	3960	2450				*2880	1910	8.78
-1.5 m	*6880	*6880	*12700	10510	8940	5390	5580	3460						*3460	2200	8.09
-3.0 m	*11720	*11720	*13430	10710	8980	5430	5620	3490						*3760	2910	6.93
-4.5 m			*10180	*10180	*6880	5680										

















320C L

Short Stick
1.9 m

Shoes
600 mm

Bucket Capacity (SAE)
0.95 m³

Bucket Weight
866 kg

	1.5 m		3.0 m		4.5 m		6.0 m		7.5 m		9.0 m				m	
7.5 m																5.85
6.0 m														*3970	3360	7.24
4.5 m					*6340	*6340	*5440	4410						*3680	2700	7.98
3.0 m					*7820	6810	*6020	4240						*3820	2420	8.30
1.5 m					*9150	6310	*6650	4040						4090	2380	8.25
Ground					*9690	6060	6730	3900						4420	2580	7.83
-1.5 m			*13340	12090	*9350	6050	*6710	3890						*3400	3160	6.98
-3.0 m			*11060	*11060	*7870	6250										

















320C L

Medium Stick
2.4 m

Shoes
600 mm

Bucket Capacity (SAE)
0.95 m³

Bucket Weight
866 kg

	1.5 m		3.0 m		4.5 m		6.0 m		7.5 m		9.0 m				m	
7.5 m																6.54
6.0 m							*4720	4560						*3240	2970	7.78
4.5 m					*5700	*5700	*5000	4500						*3010	2440	8.46
3.0 m					*7230	6970	*5670	4310	4820	2840				*3130	2200	8.75
1.5 m					*8750	6430	*6390	4080	4740	2770				*3390	2160	8.71
Ground			*7700	*7700	*9580	6100	6730	3910						*3840	2300	8.32
-1.5 m	*7440	*7440	*13600	12000	*9550	6020	6670	3850						*4290	2740	7.54
-3.0 m			*12310	*12310	*8520	6130	*5810	3950								

320C L

Long Stick

2.9 m

Shoes

















600 mm

Bucket Capacity (SAE)

0.8 m³

Bucket Weight

689 kg

	1.5 m		3.0 m		4.5 m		6.0 m		7.5 m		9.0 m				
															m
7.5 m													*2470	*2470	7.07
6.0 m							*4290	*4290					*2300	*2300	8.20
4.5 m							*4650	*4650	*3860	3050			*2280	*2280	8.85
3.0 m			*9980	*9980	*6700	*6700	*5380	4470	*4730	2990			*2370	2130	9.14
1.5 m			*9100	*9100	*8390	6680	*6200	4220	4860	2890			*2550	2080	9.12
Ground			*8760	*8760	*9490	6300	*6820	4030	4760	2800			*2880	2190	8.78
-1.5 m	*6880	*6880	*12 700	12 180	*9750	6150	6750	3930					*3460	2510	8.09
-3.0 m	*11 720	*11 720	*13 430	12 390	*9080	6190	*6440	3970					*3760	3300	6.93
-4.5 m			*10 180	*10 180	*6880	6440									

320C LN

Short Stick

1.9 m

Shoes

















500 mm

Bucket Capacity (SAE)

0.95 m³

Bucket Weight

866 kg

	1.5 m		3.0 m		4.5 m		6.0 m		7.5 m		9.0 m				
															m
7.5 m													*3970	*3970	5.85
6.0 m													*3700	2830	7.24
4.5 m					*6340	6160	*5440	3700					*3680	2240	7.98
3.0 m					*7820	5660	*6020	3540					*3820	1990	8.30
1.5 m					*9150	5180	*6650	3350					*4130	1950	8.25
Ground					*9690	4950	6860	3220					4510	2110	7.83
-1.5 m			*13 340	9510	*9350	4950	*6710	3210					*3400	2610	6.98
-3.0 m			*11 060	9890	*7870	5130									

320C LN

Medium Stick

2.4 m

Shoes

















500 mm

Bucket Capacity (SAE)

0.95 m³

Bucket Weight

866 kg

	1.5 m		3.0 m		4.5 m		6.0 m		7.5 m		9.0 m				
															m
7.5 m													*3240	*3240	6.54
6.0 m							*4720	3840					*3030	2490	7.78
4.5 m					*5700	*5700	*5000	3790					*3010	2020	8.46
3.0 m					*7230	5810	*5670	3600	4910	2350			*3130	1800	8.75
1.5 m					*8750	5300	*6390	3380	4830	2280			*3390	1760	8.71
Ground			*7700	*7700	*9580	4990	6860	3220					*3840	1880	8.32
-1.5 m	*7440	*7440	*13 600	9420	*9550	4910	6800	3160					*4290	2260	7.54
-3.0 m			*12 310	9720	*8520	5020	*5810	3260							

320C LN

Long Stick

2.9 m

Shoes

















500 mm

Bucket Capacity (SAE)

0.8 m³

Bucket Weight

689 kg

	1.5 m		3.0 m		4.5 m		6.0 m		7.5 m		9.0 m				
															m
7.5 m													*2470	*2470	7.07
6.0 m							*4290	4050					*2300	*2300	8.20
4.5 m							*4650	3970	*3860	2550			*2280	1950	8.85
3.0 m			*9980	*9980	*6700	6070	*5380	3760	*4730	2490			*2370	1760	9.14
1.5 m			*9100	*9100	*8390	5540	*6200	3530	4950	2390			*2550	1710	9.12
Ground			*8760	*8760	*9490	5180	*6820	3340	4850	2310			*2880	1790	8.78
-1.5 m	*6880	*6880	*12 700	9600	*9750	5040	6870	3250					*3460	2070	8.09
-3.0 m	*11 720	*11 720	*13 430	9790	*9080	5080	*6440	3280					*3760	2750	6.93
-4.5 m			*10 180	*10 180	*6880	5320									



Load Point Height



Load Radius Over Front



Load Radius Over Side



Load at Maximum Reach

* Limited by hydraulic rather than tipping load.

The above loads are in compliance with hydraulic excavator lift capacity ratings standard ISO 10567, they do not exceed 87% of hydraulic lifting capacity or 75% of tipping capacity. Weight of all lifting accessories must be deducted from the above lifting capacities.

Lift capacities with 5.46 m Variable Geometry Adjustaboom

All weights are in kg

320C VA

Short Stick

1.9 m

Shoes
















600 mm

Bucket Capacity

0.95 m³

Bucket Weight

866 kg

	1.5 m		3.0 m		4.5 m		6.0 m		7.5 m		9.0 m				
															m
9.0 m													*5140	*5140	3.55
7.5 m					*7470	6690							*4010	3840	6.36
6.0 m			*8080	*8080	*7470	6780	*5760	3890					*3720	2600	7.64
4.5 m					*8440	6410	*5970	3840					3420	2080	8.34
3.0 m					*9320	5780	5830	3620					3120	1850	8.64
1.5 m					8870	5250	5570	3390	3830	2290			3090	1820	8.60
Ground					*8620	5030	5420	3250					*3300	1980	8.21
-1.5 m					*6810	5060	*5040	3240							

320C VA

Medium Stick

2.4 m

Shoes
















600 mm

Bucket Capacity

0.95 m³

Bucket Weight

866 kg

	1.5 m		3.0 m		4.5 m		6.0 m		7.5 m		9.0 m				
															m
9.0 m			*7790	*7790									*3950	*3950	4.90
7.5 m					*6840	*6840							*3270	3210	7.04
6.0 m					*6910	*6910	*5380	4040					*3050	2290	8.18
4.5 m			*8910	*8910	*7810	6600	*5660	3930	4010	2460			*3000	1870	8.83
3.0 m					*9030	5980	5910	3690	3960	2410			2850	1670	9.11
1.5 m					9030	5380	5620	3430	3850	2310			2810	1630	9.07
Ground					8660	5070	5420	3250	3780	2240			3000	1750	8.71
-1.5 m			*9150	*9150	*7570	5010	5370	3200					*2360	2090	7.98
-3.0 m					*5030	*5030									

320C VA

Long Stick

2.9 m

Shoes
















600 mm

Bucket Capacity

0.8 m³

Bucket Weight

689 kg

	1.5 m		3.0 m		4.5 m		6.0 m		7.5 m		9.0 m				
															m
9.0 m													*2950	*2950	5.75
7.5 m					*5530	*5530	*4350	4140					*2490	*2490	7.56
6.0 m					*5370	*5380	*5150	4220					*2310	2150	8.61
4.5 m			*5630	*5630	*6420	*6430	*5430	4090	4180	2620			*2270	1780	9.23
3.0 m					*8750	6230	*5970	3830	4080	2520			*2320	1610	9.51
1.5 m					9270	5600	5750	3550	3950	2400			*2460	1570	9.49
Ground			*5720	*5720	8820	5220	5520	3340	3840	2300			*2720	1650	9.17
-1.5 m			*9730	*9730	*8280	5090	5420	3250	3810	2270			*2640	1900	8.52
-3.0 m					*6100	5170	*4350	3290							

320C L VA

Short Stick

1.9 m

Shoes
















600 mm

Bucket Capacity

0.95 m³

Bucket Weight

866 kg

	1.5 m		3.0 m		4.5 m		6.0 m		7.5 m		9.0 m				
															m
9.0 m													*5140	*5140	3.55
7.5 m					*7470	*7470							*4010	*4010	6.36
6.0 m			*8080	*8080	*7470	*7470	*5760	4380					*3720	2950	7.64
4.5 m					*8440	7210	*5970	4330					*3670	2390	8.34
3.0 m					*9320	6570	*6530	4110					*3750	2150	8.64
1.5 m					*9500	6010	6760	3870	4650	2640			3760	2120	8.60
Ground					*8620	5790	*6350	3730					*3300	2290	8.21
-1.5 m					*6810	5820	*5040	3730							

320C L VA

Medium Stick

2.4 m

Shoes
















600 mm

Bucket Capacity

0.95 m³

Bucket Weight

866 kg

	1.5 m		3.0 m		4.5 m		6.0 m		7.5 m		9.0 m				
															m
9.0 m			*7790	*7790									*3950	*3950	4.90
7.5 m					*6840	*6840							*3270	*3270	7.04
6.0 m					*6910	*6910	*5380	4540					*3050	2610	8.18
4.5 m			*8910	*8910	*7810	7410	*5660	4430	*4400	2810			*3000	2150	8.83
3.0 m					*9030	6760	*6210	4180	*4550	2760			*3070	1950	9.11
1.5 m					*9530	6150	6820	3920	4670	2660			*3270	1910	9.07
Ground					*9040	5830	*6570	3730	4590	2590			*3230	2040	8.71
-1.5 m			*9150	*9150	*7570	5770	*5570	3680					*2360	*2360	7.98
-3.0 m					*5030	*5030									

320C L VA

Long Stick

2.9 m

Shoes










600 mm

Bucket Capacity

0.8 m³

Bucket Weight

689 kg

	1.5 m	3.0 m	4.5 m	6.0 m	7.5 m	9.0 m		m
 9.0 m								*2850 *2950 5.75
7.5 m			*5530 *5530	*4350 *4350				*2490 *2490 7.56
6.0 m			*5370 *5380	*5150 4730				*2310 *2310 8.61
4.5 m		*5630 *5630	*6420 *6430	*5430 4590	*4250 2970			*2270 2060 9.23
3.0 m			*8750 7020	*5970 4330	*4430 2880			*2320 1870 9.51
1.5 m			*9540 6380	*6710 4040	*4690 2750			*2460 1830 9.49
Ground		*5720 *5720	*9410 5980	6700 3830	4660 2650			*2720 1920 9.17
-1.5 m		*9730 *9730	*8280 5850	*6050 3730	*4140 2630			*2640 2200 8.52
-3.0 m			*6100 5930	*4350 3780				

320C LN VA

Short Stick

1.9 m

Shoes










500 mm

Bucket Capacity

0.95 m³

Bucket Weight

866 kg

	1.5 m	3.0 m	4.5 m	6.0 m	7.5 m	9.0 m		m
 9.0 m								*5140 *5140 3.55
7.5 m			*7470 6280					*4010 3630 6.36
6.0 m		*8080 *8080	*7470 6370	*5760 3660				*3720 2450 7.64
4.5 m			*8440 6010	*5970 3610				*3670 1950 8.34
3.0 m			*9320 5400	*6530 3390				*3750 1740 8.64
1.5 m			*9500 4880	*6850 3170	4740 2140			3840 1700 8.60
Ground			*8620 4670	*6360 3030				*3300 1850 8.21
-1.5 m			*6810 4700	*5040 3030				

320C LN VA

Medium Stick

2.4 m

Shoes










500 mm

Bucket Capacity

0.95 m³

Bucket Weight

866 kg

	1.5 m	3.0 m	4.5 m	6.0 m	7.5 m	9.0 m		m
 9.0 m								*3950 *3950 4.90
7.5 m			*6840 6540					*3270 3030 7.04
6.0 m			*6910 6550	*5380 3810				*3050 2150 8.18
4.5 m		*8910 *8910	*7810 6190	*5660 3700	*4400 2300			*3000 1750 8.83
3.0 m			*9030 5580	*6210 3460	*4550 2250			*3070 1560 9.11
1.5 m			*9530 5010	*6850 3210	4770 2160			*3270 1520 9.07
Ground			*9040 4700	*6570 3030	4690 2090			*3230 1630 8.71
-1.5 m		*9150 9030	*7570 4650	*5570 2980				*2360 1960 7.98
-3.0 m			*5030 4790					

320C LN VA

Long Stick

2.9 m

Shoes










500 mm

Bucket Capacity

0.8 m³

Bucket Weight

686 kg

	1.5 m	3.0 m	4.5 m	6.0 m	7.5 m	9.0 m		m
 9.0 m								*2950 *2950 5.75
7.5 m			*5530 *5530	*4350 3750				*2490 *2490 7.56
6.0 m			*5370 *5380	*5150 3830				*2310 1920 8.61
4.5 m		*5630 *5630	*6420 6190	*5430 3700	*4250 2340			*2270 1580 9.23
3.0 m			*8750 5600	*5970 3450	*4430 2250			*2320 1410 9.51
1.5 m			*9540 5000	*6710 3170	*4690 2130			*2460 1370 9.49
Ground		*5720 *5720	*9410 4620	*6610 2970	4580 2030			*2720 1440 9.17
-1.5 m		*9730 8700	*8280 4500	*6050 2880	*4140 2000			*2640 1680 8.52
-3.0 m			*6100 4570	*4350 2920				



Load Point Height



Load Radius Over Front



Load Radius Over Side



Load at Maximum Reach

* Limited by hydraulic rather than tipping load.

The above loads are in compliance with hydraulic excavator lift capacity ratings standard ISO 10567, they do not exceed 87% of hydraulic lifting capacity or 75% of tipping capacity. Weight of all lifting accessories must be deducted from the above lifting capacities.

Standard Equipment

Standard equipment may vary. Consult your Caterpillar dealer for specifics.

Operator Environment

Ash tray with cigar lighter
Bi-level air conditioner with automatic climate control
Bolt-on FOGS capability
Coat hook
Drink holder
Emergency exit
Fixed one piece front windscreen
Floormat washable
Fully adjustable suspension seat with headrest
Heater and Defroster
Horn
Joysticks, adjustable and pre-wired with sliding switches for auxiliary functions
Light, interior
Literature holder
Low fuel indicator light
Parallel mounted bottom wiper and washer
Polycarbonate Skylight
Positive filtered ventilation
Power supply 12V - 7A
Pre-wired radio mounting (2)
Retractable seatbelt
Return filter clogging alarm
Stationary skylight
Storage compartment suitable for a lunch box cooler
Sun visor
Travel control pedals with removable hand levers

Language display Multipro

Gauges for fuel level, engine coolant temperature and hydraulic oil temperature
Indicator for engine dial setting
Warning messages
Filter/fluid change information
Pre-start Level Check for hydraulic oil, engine oil and coolant
Working hour information
Clock with 10 day back-up battery

Engine

Automatic engine speed control
Cat 3066 T diesel engine with 24V electric starting and air intake heater
Muffler
Swing out oil cooler
Water separator

Undercarriage

Grease lubricated track-type undercarriage
Heavy Duty bottom guarding
Heavy Duty swivel guard
Hydraulic track adjusters
Idler and center section track guiding guards
Shoes:
600 mm triple grouser – 320C
600 mm triple grouser – 320C L
500 mm triple grouser – 325C LN
Two-speed auto shift travel

Hydraulics

Automatic work modes
Auxiliary hydraulic valve
Boom and stick regeneration circuits
Fine swing Control
Hydraulic neutralizer lever for all controls
Oil cooler

Electrical

Alternator, 50 amp
Heavy Duty maintenance free batteries (2)
Main shut-off switch
Working lights:
Boom, both sides
Cab mounted, two
Frame mounted, one

Other Equipment

Automatic swing parking brake
Auxiliary outlet port on tank
Counterweight
Door locks and caps locks with Caterpillar one-key security system
Mirrors, frame and cab

Optional Equipment

Optional equipment may vary. Consult your Caterpillar dealer for specifics.

Operator Environment

Falling object guard
Hydraulic modulation pedal
Openable front windshield, 50/50 split
Seat heater
Straight travel pedal
Visor rain protection

Engine

Air Pre-cleaner with wider pitch radiator core
Cooling system, high ambient
Starting aid, cold weather
Starting aid, ether

Booms

Reach 5.68 m
Mass Excavation 5.2 m
Variable Adjustable 5.46 m

Sticks

Sticks with 5.68 m Reach boom
1900 mm
2500 mm
2900 mm
Heavy duty stick with Reach boom
2900 mm
Sticks with 5.2 m ME boom and 5.46 m VA boom
1900 mm
2400 mm
2900 mm

Buckets

Bucket linkage B and C family
Ground engaging tools

Undercarriage

Full length track guiding
Sprocket track guiding
Track (triple grouser):
320C
600 mm HD
320C L
600 mm HD
700 mm
700 mm HD
800 mm
900 mm
320C LN
600 mm

Hydraulics

Basic Auxiliary Arrangement providing 5 preprogrammable pressure/flow positions
One-way, includes one/two pump capability
One-way/Two-way, includes one/two pump capability and medium pressure
Boom lowering control device with Smart Boom™ and overload warning device
Clamshell actuator
Control group for Quick coupler
Dedicated Cat quick coupler
Hydraulic lines for boom and stick
Installation of and setting for Cat hydro-mechanical tools: Multi-processors, hammers, sorting and demolition grapples, quick couplers
Stick lowering control device
Synthetic Ester based Bio hydraulic oil
Two-way medium pressure

Electrical

Electric Refueling pump

Other Equipment

Product Link (PL-201)

320C, 320C L and 320C LN Hydraulic Excavators

HEHH2667 (02/2002) hr

Materials and specifications are subject to change without notice.
Featured machines in photos may include additional equipment.
See your Caterpillar dealer for available options.

www.CAT.com

© 2002 Caterpillar

CATERPILLAR[®]