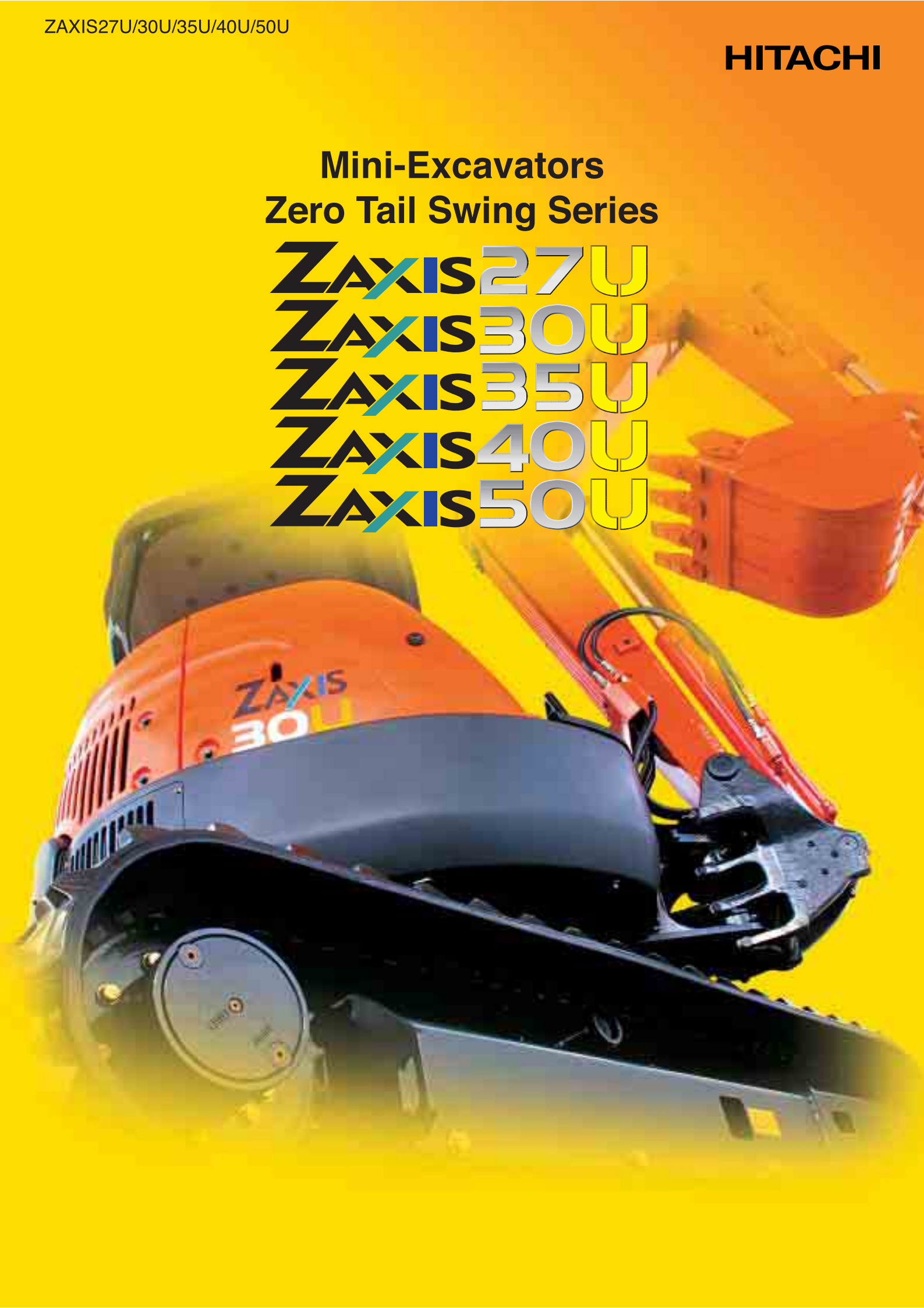


Mini-Excavators  
Zero Tail Swing Series

ZAXIS27U  
ZAXIS30U  
ZAXIS35U  
ZAXIS40U  
ZAXIS50U



# High Job Efficiency in Confined Quarters



## Compact Body with Short Rear End

The body rear end, while swinging, always stays within undercarriage width. High job efficiency is ensured even in confined quarters.

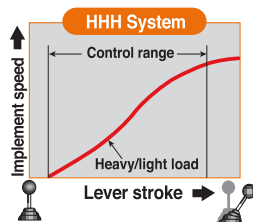
Unit: mm

Models	Rear-end swing radius	Crawler width A	Crawler width B
ZX27U		775	
ZX30U		775	
ZX35U		870	
ZX40U	975		1 000
ZX50U			1 000

## Hydraulic Pilot Control Levers

All control levers including those for travel, blade and boom swing have been improved to hydraulic pilot-controlled ones. The new control levers feature reduced lever control force, promoting smoother control and less operator fatigue.

Lever control force: Reduced **25%**



## Smooth, Speedy Combined Operations

### (ZX27U/30U/35U)

The proven 3-pump system and arm regenerative circuit have been improved to make combined operations and fine control easier and smoother.


### (ZX40U/50U)

A new hydraulic system (Hitachi's HHH\* system) is used to supply an optimum oil flow to all actuators and ensure smoother combined operations. Fine control is also easy, because flow control range at heavy load is the same as that at light load.

\* Hitachi High-performance Hydraulic

## WC (tungsten carbide) Thermal Spraying

WC thermal spraying on contact surfaces at connection between arm end and bucket significantly increases wear resistance and reduces jerking.



## HN Bushing

HN bushings are used at all pin joints of front-end attachment to reduce jerking. Lubrication intervals are extended up to 500 operating hours.



Lubrication Intervals every **500** hours

## Lock Lever for Enhanced Safety

When set to the "LOCK" position, the lock lever (pilot control shut-off lever), shuts off all operations including those of travel and blade, as well as front-end attachment and swing. The swing parking brake is interlocked with the lock lever.



## Emission Control Engine for Positive Environmental Friendliness

The engine conform to the emission of US EPA Tier 1 and European EC stage II.

## Wide-opening Cover for Easy Maintenance

The machine cover can be opened wide and closed by one-touch operation for easy inspection and maintenance.



**Note:** The photo shows a cover opened for inspection. Be sure to close the cover before operating.

### Notes:

1. The machines pictured on this brochure were photographed for presentation only. When leaving the machine, the operator must rest the bucket on the ground, and set the pilot-control shutoff lever in "Lock" position.
2. Decal, caution plates and signs on monitor panel vary depending on countries. Pictured are those for the Japanese market.

# ZAXIS27U/30U/35U/40U/50U

## ■ Specifications

Models		ZAXIS27U		ZAXIS30U		ZAXIS35U		ZAXIS40U		ZAXIS50U	
Rated engine power											
DIN 6271, net	kW (PS)	22.5 (30.6)		22.5 (30.6)		22.5 (30.6)		29.3 (39.8)		29.3 (39.8)	
SAE J1349, net	kW (hp)	23.0 (30.9)		23.0 (30.9)		23.0 (30.9)		29.9 (40.1)		29.9 (40.1)	
Operating weight		Rubber shoe	Grouser shoe	Rubber shoe	Grouser shoe	Rubber shoe	Grouser shoe	Rubber shoe	Grouser shoe	Rubber shoe	Grouser shoe
2-Pillar canopy version	kg	2 780	2 850	3 060	3 140	3 480	3 550	4 210	4 350	4 670	4 810
4-Pillar canopy version	kg	2 840	2 910	3 120	3 200	3 540	3 610	4 270	4 410	4 730	4 870
Cab version	kg	2 900	2 970	3 180	3 260	3 600	3 670	4 330	4 470	4 790	4 930
Backhoe bucket (ISO 7451)	m <sup>3</sup>	0.04 — 0.10		0.055 — 0.13		0.055 — 0.15		0.10 — 0.17		0.10 — 0.17	



**ZAXIS 27U**

**2-Pillar Canopy Version**



**ZAXIS 30U**

**Cab Version**  
Equipped with optional  
Hydraulic Breaker



**ZAXIS 35U**

**4-Pillar Canopy Version**  
Equipped with optional  
Fork Grapple



**ZAXIS 40U**

**Cab Version**



**ZAXIS 50U**

**4-Pillar Canopy Version**  
Equipped with optional  
Fork Grapple

This brochure includes data that are not applicable to certain areas.  
Optional equipment may vary with territory specifications.  
Specifications are subject to change without notice.  
Comparative information based on current Japan domestic model.

 **Hitachi Construction Machinery Co., Ltd.**

Head office: 5-1 Koraku 2-chome, Bunkyo-ku  
Tokyo 112-8563, Japan

Telephone: (03)3830-8050

Facsimile: (03)3830-8204

KS-E464

03.06 (TP/TP, MT3)

Printed in Japan