



For Earth, For Life
Kubota

KUBOTA RUBBER TRACK CARRIER

KC

KC70 / KC120HC

Ideal for moving material in confined spaces and over difficult terrain.



Compact and powerful to save you time and labour. Kubota Launches KC Series Rubber Track Carrier!

Not only is the KC Series compact in size, it also provides all the load capacity and dump force needed to efficiently and reliably get the job done. The rugged power delivered by the Kubota diesel engine ensures reliable and efficient operation in a wide range of applications.



Clean, Environmentally Friendly Engine

Tough and dependable, the Kubota diesel engine delivers high torque and high output, with optimal fuel efficiency to minimizing operating costs.

This diesel engine incorporates the unique combustion method developed by Kubota in our ongoing commitment to cleaner emissions, enhanced power, and quiet operation. The engine complies with even the toughest regulations now being globally enforced – including the EPA Tier-4 regulations in the USA.

Large Load Capacity

Though quite compact, the KC-Series of Kubota rubber track carriers feature notably large load capacities – 1,543 lbs. (700 kg) for the KC70 and 2,646 lbs. (1200 kg) for the KC120HC.

Generous Dumping Angles

The KC70 provides a generous 68° dumping angle in the forward direction. As for the KC120HC, it has a 56° dumping angle in the forward direction as well as 61° to either the right or the left.

Compact Design

To more easily pass through gates and between structures in close proximity as well as to negotiate otherwise prohibitively narrow spaces, models in the KC-Series feature exceptionally efficient compactness. The width of the KC70 is a slender 34.6 in. while that for the KC120HC is a trim 37.4 in.

Travel & Traction

The flexible bogie style under rollers absorb shock and help contribute to smoother and more stable travel even on rough surfaces. The long rubber crawler distributes weight better than some wheeled machines for better traction and less damage on soft ground.

KC70 Negotiates narrow work sites with exceptional versatility.

● Easy Maintenance



Checking and maintaining such items as the engine oil or air cleaner can be performed easily from just one side.

● Upper Engine Cover



The upper engine cover opens fully for easy refueling, and locks for protection.

● Electric Starter



Having to just turn the key provides easy and reliable starting.


● Comfortable, Easy Operation



All levers and controls are easy to see and reach. The adjustable seat provides safe, less tiring operation, and is protected by a bar when traveling in reverse. Note that the hour meter is newly introduced.



● Crawler Tension Adjusters with Built-in Springs



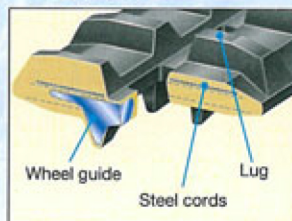
The built-in springs fitted to the tension adjusters absorb shock in order to help prevent damage to the rubber crawlers.

● Bogie-type Under Rollers



Even over undulating terrain, the bogie-type under rollers contribute to more stable travel.

● Reinforced Rubber Crawlers



Steel reinforced cores help lengthen the life of the rubber crawlers.

● End Gate Kit (Option)



The end gate for the dump box helps keep wet material (such as concrete) in the box and it opens and closes as the dump box is moved up or down.

KC120HC 3-directional when op

●3-direction Dumping



To more efficiently handle operations in confined spaces, the bed for the KC120HC can be dumped in three directions – forward, left, and right.

●Flexible Sidewalls and Tail Gate



Not only the tailgate, but also the sidewalls on both sides of the bed are hinged to permit being either raised or lowered to efficiently accommodate the specific load to be transported. In addition, the sidewalls and the tailgate are removable to permit the KC120HC to be used as a flat bed carrier.

●Foldable ROPS



A standard feature that never requires the use of any tools, the foldable ROPS contributes to more efficient storage when not in use or when low clearance makes it necessary to temporarily lower the profile of the machine.

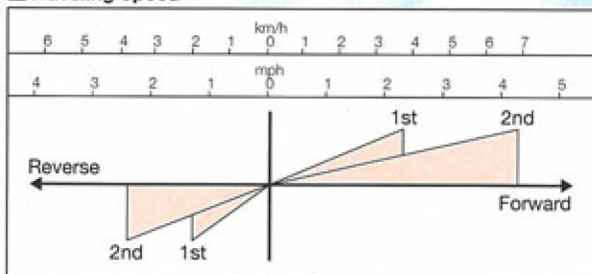
●HST Transmission

2-stage shifting permits selecting the ideal speed to efficiently undertake the job-at-hand. In addition, smoothly and swiftly changing the direction of travel between forward or in reverse is easily accomplished with foot pedals.

●Fast Travel Speed

The fast maximum travel speed of 4.3 mph [6.9 km/h] means that operations undertaken by this model are performed swiftly with maximum efficiency.

■Traveling Speed



on dumping especially convenient
operating space is limited.



● Electric Starter



Having to just turn the key provides easy and reliable starting.

● Crawler Tension Adjusters with Built-in Springs



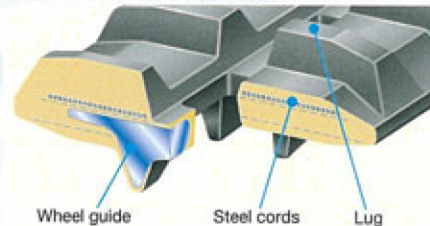
The built-in springs fitted to the tension adjusters absorb shock in order to help prevent damage to the rubber crawlers.

● Bogie-type Under Rollers



Even over undulating terrain, the bogie-type under rollers contribute to more stable travel.

● Reinforced Rubber Crawlers



Steel reinforced cores help lengthen the life of the rubber crawlers.



■ Specifications

Model		KC70	KC120HC		
Machine weight	lbs. (kg)	992 (450)	1951 (885)		
Max. loading capacity	lbs. (kg)	1543 (700)	2646 (1200)		
Engine	Model	Kubota OC60	Kubota Z482		
	Type	Oil and air-cooled, 4 cycle, diesel	Liquid-cooled, 4 cycle, vertical diesel		
	No. of cylinder	1	2		
	Output	HP (kW) / rpm	6.0 (4.5) / 1700	12.7 (9.5) / 3600	
	Starting system	Electric	Electric		
Dimensions	Length	in. (mm)	95.1 (2415)	103.9 (2640)	
	Width	in. (mm)	34.6 (880)	37.4 (950)	
	Height	in. (mm)	51.6 (1310)	79.3 (2015) / 60.8 (1545)	
	Min. ground clearance	in. (mm)	5.1 (130)	5.7 (145)	
	Track center-to-center distance	in. (mm)	24.4 (620)	28.3 (720)	
	Bed	Length	in. (mm)	49.2 (1250)	57.9 (1470)
		Width	in. (mm)	32.3 (820)	33.7 (855)
Height		in. (mm)	13.8 (350)	12.6 (320)	
Capacity (Struck/Heaped)		cu. yd. (m ³)	0.42 (0.32) / 0.52 (0.40)	0.52 (0.40) / 0.68 (0.52)	
Undercarriage	Track width	in. (mm)	7.9 (200)	9.1 (230)	
	Ground contact length	in. (mm)	38.6 (980)	46.5 (1180)	
No. of shift change	Forward / Reverse	3 / 3	2 / 2		
Traveling speed	1st	mph (km/h)	0-1.0 (0-1.6) / 0-0.9 (0-1.5)	0-2.4 (0-3.8) / 0-1.3 (0-2.1)	
	2nd	mph (km/h)	0-1.9 (0-3.1) / 0-1.9 (0-3.0)	0-4.3 (0-6.9) / 0-2.4 (0-3.9)	
	3rd	mph (km/h)	0-3.1 (0-5.0) / 0-3.0 (0-4.8)	-	
Dumping type		Hydraulic	Hydraulic		
Dumping direction		Front	Front, Sides		
Dumping angle	deg.	Approx. 68	Front 56, Sides 61		
Brake type		Internal expanding type	Wet multi-plate type		



KUBOTA CANADA LTD.

Head Office: 5900 14th Avenue, Markham, Ontario L3S 4K4 TEL:(905)294-7477 FAX:(905)294-6651
 Delta Distribution Centre: 7979 82nd Street, Delta, B.C. V4G 1L7 TEL:(604)940-6061 FAX:(604)940-6067
 Drummondville Distribution Office: 5705 Place Kubota, Drummondville, PQ, J2B 6V4 TEL:(819)478-7151 FAX:(819)478-7836

Visit our web site at: www.kubota.ca



Printed in Japan Cat. No. 8757-01-CL
 0807.Q.SP.HW.e.50