

EXTRA

100-200-300-400



Mounted Plain Disc Mowers



My way of Farming!

LOOKING FOR SOMETHING EXTRA?



My way of Farming!



Working the land, running my farm and connecting with nature. Farming is my way of living, and despite being rough at times, I never grow weary of everyday tasks of attending to my land and livestock. I keep up with developments by staying loyal to personal philosophies and applying the appropriate strategy.

I shape and influence my own future by combining craftsmanship with modern technology, employing the very best machinery. I actively seek new opportunities, by being innovative in my way of working. I work hard to grow a good crop. I am passionate about my livestock, providing my animals with only the best. My farm and its returns, reflects who I am, because my heart and soul is put into the work I do.

Farming is about passion, about growing and developing, my crop, my farm, myself, my way.

My Way
of Farming





“From April to
September
*we do summer
feeding*”

Fresh Grass Contains More Energy than Silage

“We started feeding fresh grass into the shed, simply because we wanted more milk yield from our feed, and for this we specifically bought this mower. It can place wide and narrow swaths, perfect for the loader wagon that can easily pick up the swath. Our cows produce more milk and they are fit. We are very happy with this system.”

Pieter Sieperda, Groningen
The Netherlands

Unmatched Cutting Performance *with Three-Bladed Discs*



'Express' – Easy and Quick Change of Knives

With Express quick change system replacing or turning knives is easily done. All disc mowers in the EXTRA range can be fitted with the 'Express' system for quick and easy changing of knives.

Simply place the lever around the bolt, release the spring by turning the lever, and the knife is ready to be replaced by a new one.

“**Triangular discs**
– It's our
Vicon DND”



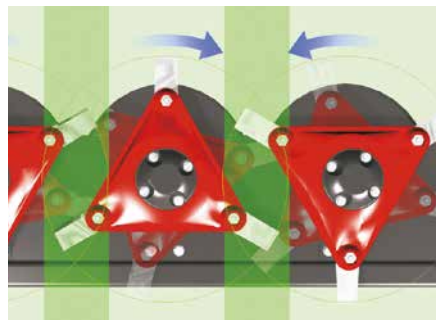
Three-Bladed Discs for More Cuts

With three blades per disc Vicon EXTRA mowers are constantly cutting. This means a third less load per knife and an even load on the drive and smoother power usage in addition to producing a neat, clean cut stubble. Each steel knife is precisely angled to immediately convey the cut crop upwards with a combination of mechanical action and air flow towards the conditioning rotor or rollers.

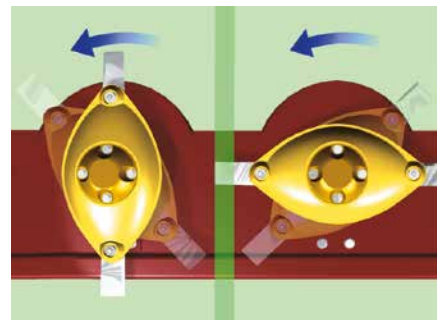
“Always counter rotating discs is our secret to a clean cut”

Always Counter-Rotating Cutting Discs for Improved Overlap

Don't compromise on your cutting performance. All Vicon mowers have an even number of counter-rotating discs, meaning discs always work in pair. Apart from the immediate crop transport to the rear this system ensures that even in wet conditions no stripes of uncut forage are left in the field.



Even number of discs means always counter rotating discs and generous overlap on all discs.



Uneven number of discs on the cutterbar means less overlap on discs turning in same direction.

Cutting Performance *in New Dimensions*



Even number of counter-rotating discs for improved overlap.

Low noise level thanks to specially tooled gear wheels.

Three-bladed discs for highest cutting frequency in the market.

High oil capacity ensuring low working temperature.

Smooth stone guard design for excellent cutting quality.

Fully welded cutterbar for a very strong construction.


“The heavy duty cutterbar built to last”

Low Noise Cutterbar

The cutterbar is designed for low maintenance and offers a very quiet operation. Operators will appreciate low noise of the cutterbar – convenient during a long and busy working day. The long curved gear wheels run smoothly in oil and provide lots of power transmission with little slack.



The Strong Cutterbar Designed to Perform

The EXTRA cutterbar has a high oil capacity, which ensures a very low working temperature. This guarantees an efficient oil cooling and lubrication of the whole cutterbar. The fully welded cutterbar with overlapping C-profiles makes for a very rigid and strong design, ensuring very high level of durability.



Twisted knives for a clean cut in all conditions.

Low noise level thanks to specially tooled gear wheels with round design and long teeth for efficient power transmission.

Fully welded cutterbar with overlapping C-profiles for a very strong and stiff construction.

The risk of the gearwheels “catching” on the corners is minimised by the special “round” design, which in turn reduces wear and noise.




“**The low noise cutterbar**”

NonStop BreakAway – *Keeping Cutterbars Running*




If hitting an obstacle the NonStop BreakAway system will be activated and swing the machine backwards...



...and over the obstacle and then return it to the original working position.



No need to stop - no time lost.



Protection of the Cutterbar

Vicon EXTRA 200, 300 and 400H models are all fitted with the Vicon NonStop BreakAway system to protect the cutterbar. The integrated NonStop BreakAway system will protect the cutterbar from foreign obstacles.

If an obstacle is hit in the field the mowing unit will swing backwards and up. This gives maximum protection of the cutterbar.

Effortless Protection

There is no need to stop - or even to reverse the tractor to get the mowing unit into working position again. When engaged the spring loaded design ensures that the Vicon NonStop BreakAway system automatically returns the cutting unit to its' original working position.

**“No Need to Stop
- No Time Lost!”**



Output and Energy Consumption *in Optimum Combination*

Efficient Performance Paired with Low Weight - Mow 8.70m with Only 140hp

The EXTRA 390 and 395 plain disc mower from Vicon, are a combination that provides efficient performance with the 8.70m and 9.50m working width paired with a low weight design.

The EXTRA 390 and 395 are an eco-friendly, energy saving solution purposely built for low operating costs in terms of power and fuel consumption, with power requirements starting at only 120hp. The low weight of only 1360 and 1500kg respectively, together with the ideal weight distribution that butterfly combinations offer, gives the optimum combination of low power requirements, low weight and high efficiency.

The centre suspended mowing units in combination with the three-bladed discs offer an unmatched mowing performance. The Vicon NonStop BreakAway solution protects the cutterbar from foreign obstacles, and automatically returns the mowing unit to working position.

EXTRA 390-395 in Short:

- 8.70-9.50m Working Width.
- NonStop BreakAway.
- Centre suspended mowing units.
- Strong and stable parking device.
- Two mounting options.
- Vertical Transport Position.
- Fully welded EXTRA cutterbar with triangular discs.
- Hydraulic Ground Adjustment - On the Go.

Excellent Ground Adaptation

EXTRA 390-395 are fitted with two adjustable ground pressure springs, making setting of the best possible ground pressure easily done, to match the needs of each specific mowing operation.

Headland Turns

When turning on headlands the hydraulic cylinder, which is also used when going into transport position, ensures ample clearance to the swath, so they remain undamaged.

Work Smarter on the Go

This optional feature provides easy and simple setting of ground pressure on the EXTRA 390-395. For greater operator comfort, the ground pressure of the spring is set hydraulically from the tractor cab. Easy to adjust, even on the go.

It is in fact a very simple and clever solution to an important challenge in optimizing the mowing job. The chosen ground pressure level is conveniently registered from the easy-to-read scale.

Accurate setting of ground pressure adds to significantly better working result and reduction of fuel consumption, as a mower with correct ground pressure is easier to pull, requiring less power and fuel.

“Work smarter on the GO – for greater operator comfort”



Hydraulic on-the-go setting of ground pressure (optional).



Parking, safe and sure-footed.

Parking, Safe and Sure-Footed

With the new parking device, storage of the EXTRA 390-395 is made easy and convenient, requiring a minimum of space during winter storage.

The EXTRA 390-395 are firmly parked on strong and stable parking foot, bringing total height below 4.00m.



A Full-Feature *Machine*

Centre Suspension

The mowing units are centre suspended offering an even weight distribution across the complete mower width. Faster and more precise adaptation to ground contours is also achieved due to the centre suspended design. The benefit is less skid wear and optimum protection of the stubble.

Vertical Transport Position

For transport the mower folds into a compact position well behind the tractor. The folding design ensures that the weight is distributed evenly, with the weight of the mower close to the tractor. Endguards are foldable to further limiting transport height, which is below 4.00m and transport width is limited to 3.00m.

Two mounting options.



NonStop BreakAway System.



Centre Suspension.



Two Mounting Options

EXTRA 390-395 can be adjusted for optimal operation according to different circumstances, such as field contours or working width of the front mounted mower. To ensure optimal overlap between front and rear units, the mowing units can be mounted in two positions on the suspension arm. This also gives you an option of wider overlap in hilly conditions, lessening the need for SideShift equipment.

NonStop BreakAway System

The Vicon NonStop BreakAway system protects the cutterbar from foreign obstacles. When encountering an obstacle the NonStop BreakAway will swing the machine backwards and over the obstacle, returning to its original working position once the obstacle is passed.

“*To ensure optimal overlap the mowing units can be mounted in two positions*”



Headland turns.



Vertical Transport Position.



At the Centre *of Control*

Extensive Working Width – Low Weight

Vicon EXTRA 300 rear mounted range boasts an extensive working range of 2.80-4.00m, with corresponding weights ranging from 810-940kg, which means the machines can be operated with tractors starting from only 50hp, making these very attractive machines for farmers with smaller tractors, who still needs to cut substantial areas. Paired with the EXTRA 328F or 332F front mounted machine the joint working width is up to an amazing 6.80m.

Centre Pivot Suspension

The EXTRA 300 series is centre suspended to give an even weight distribution across the complete mower width. Faster and more precise adaptation to ground contours is also achieved because of the centre suspended design. The benefit is less skid wear and optimum protection of the stubble.

“ **Work Smarter**
on the Go”



EXTRA 328-332-336-340 in Short:

- Working Widths: 2.80-3.20-3.50 and 4.00m
- NonStop BreakAway
- Up to 125° Vertical Transport Solution
- Hydraulic setting of ground pressure.
- Centre Suspension
- 540/1000 rpm Gearbox
- Fully welded EXTRA cutterbar with triangular discs.

Clean Cutting Performance

The large compensating spring in combination with the centre mounted design provides perfect flotation of the complete cutterbar.

Work Smarter on the Go

This optional feature provides easy and simple setting of ground pressure on the EXTRA 300 series. For greater operator comfort, ground pressure of the large suspension spring is set hydraulically from the tractor cab. Easy to adjust, even on the go.



The large compensating spring ensures excellent flotation across the full mower width.



Parking stand for easy and compact storage (optional).

It is in fact a very simple and clever solution to an important challenge in optimizing the mowing job. On the hydraulic version the tension on the large suspension spring, which controls the ground pressure, is adjusted hydraulically, to increase or lower pressure. The chosen ground pressure level is conveniently registered from the easy-to-read scale.

Accurate setting of ground pressure adds to significantly better working result and reduction of fuel consumption, as a mower with correct ground pressure is easier to pull, requiring less power and fuel.



The centre suspended design enables fast and precise adaptation to ground contours.



Engineered *Simplicity*



Lifting on headlands via hydraulic cylinder – ample ground clearance.

Lift on Headlands

Lifting on headlands is easily done without activating the 3-pt linkage of the tractor. A hydraulic cylinder is used for lifting on headlands and turning is simple thanks to sufficient ground clearance. The same cylinder is used when going into transport position.



Up to 125° vertical transport position for excellent weight distribution.

Vertical Transport Position

These EXTRA machines are folded hydraulically into a vertical transport position up to 125° depending on model. The low gravity point ensures excellent weight distribution, with the weight of the mower close to the tractor.

NonStop BreakBack system

To offer maximum protection of the cutterbar, EXTRA 328-332-336-340 are fitted with the Vicon NonStop BreakAway solution. When encountering an obstacle the NonStop BreakAway will swing the machine backwards and over the obstacle, returning to its original working position, once the obstacle is passed.

Adjustable PTO Speed

Vicon EXTRA 328-332-336-340 come factory fitted with the option of being operated with either 540 or 1000 rpm. It requires no additional accessory. All that is needed is simply to turn the main gearbox on the suspension 180°.

Adjustable For Any Tractor

The linkage pins on EXTRA 300 rear mounted series can be adjusted for four different positions, ensuring compatibility with any tractor. Another advantage is that the overlap in combination with a front mounted machine like EXTRA 328F or 332F can be optimized, to ensure that the complete working width on both machines is utilized.

Furthermore the mowing unit can be mounted in two different positions on the suspension for easy setting of optimal overlap.



When encountering an obstacle the NonStop BreakAway system protects the cutterbar by swinging it back and up.



These machines can be operated with either 540 or 1000 rpm without additional accessory.



Two mounting options for optimal overlap with a front mounted machine.



Less Weight, ***More Go***

Built for Any Terrain

Outstanding ground following ability, easy operation and low weight are among the highlights of this machine. The 328F-332F is characterized by excellent cutting performance and ground following ability in all terrain. Eight counter-rotating discs ensure that cutting quality remains outstanding, encouraging rapid regrowth from clean stubbles.

This is the perfect machine for daily grazing in combination with a loader wagon, joined up with a trailed or rear mounted machine, or as part of a butterfly combination.

With a working width of 2.80-3.20m and an operating weight of only 670-710kg, the EXTRA 328F-332F requires as little as 45hp to operate. Run in a combination with a 4.00m on the rear, would give you a mowing combination capable of effortlessly handling up to 6.80m crop.



Good view of the machine from the tractor cabin.



Easy access to the cutterbar with foldable front and side guards.

EXTRA 328F-332F in Short:

- 2.80-3.20m working width.
- BreakAway Solution.
- Flexible Swath Width.
- 750/1000 rpm Gearbox.
- Excellent Ground Adaptation.
- Fully welded EXTRA cutterbar with triangular discs.

Responsive Mowing

The very responsive kinematics associated with the headstock design will step in when encountering even the smallest obstacles during operation.

To offer maximum protection and lessen the shock loads on the complete machine, the cutterbar will move backwards and up, letting any obstacle pass without risk of damage.

Excellent Serviceability

EXTRA 328F-332F has outstanding service access to the cutterbar, which is an advantage compared to most other machines with a flexible suspension. Even when the machine is raised, you can open the entire front cover.

Two-Speed Driveline

Standard PTO speed is 1000 rpm. However by simply switching driveline pulleys, 750 rpm for reduced fuel consumption can be achieved. This makes it possible to maintain the correct PTO speed, but using reduced engine revs, creating an opportunity for lower fuel consumption. An innovative solution solving the problem of front PTO systems not offering an economy speed.


“**Outstanding**
ground
following ability”



The machine is standard equipped with two swath discs, allowing a swath width of 2.20-2.40m.



By switching driveline pulleys changing from standard PTO speed of 1000 rpm to 750 rpm is possible.



Swathing, *Reinvented!*



Two speed driveline is standard on EXTRA 332XF. Standard speed is 1000 rpm. By switching driveline pulleys 750 rpm, for reduced fuel consumption, is possible.

EXTRA 332XF Covers it All

The first front disc mower with an actively driven swath former, designed for both narrow swathing and widespreading. Changing between different swath widths is intuitively done in very little time – no tools required! Simply release the locks on each swath board and swipe them to the requested swath width.

For widespreading the boards are released and positioned on top of the mower. With the option of 3 different swath widths (1.00, 1.15 and 1.30m) and wide spreading up to 2.20m, this machine offers exactly the flexibility that most farmers are looking for. Narrow swaths that will go well in-between the tractor wheels, or wide spreading for fast wilting of crop.



Actively driven swath former, producing even, box-shaped swaths.



Swath width is easily changed by simply unlocking the swath plates and sliding them to the requested position.

A Machine for Any Application

EXTRA 332XF will work well in a number of different settings. In combination with rear mounted mowers, as a single machine, or joined up with a loader wagon. With widths as narrow as 1.00m, the swaths will pass between the wheels of even smaller tractors, leaving an untouched swath that is picked up easily by the loader wagon.

The adjustable swath width allows you to set the correct width in accordance with crop and weather conditions. As the crop is drying during a long day of mowing, the swath width can be adjusted from being narrow at the start of the day to being wider during the day, to ensure correct and even moisture level in the crop.

Preparing a Clean and Airy Swath

The actively driven auger guides even high volumes of crop towards the centre of the mower, leaving a nice, box-shaped swath. Crop is immediately moved away from the discs, inviting for excellent cutting performance. Each side of the auger is working in combination with a guide plate that efficiently transports the crop to the middle, without any crop loss or contamination often seen from systems applying swath wheels. EXTRA 332XF does not just move two swaths next to each other like traditional drum mowers, but places the crop into one even and airy swath, significantly speeding up the drying process.

“**Designed**
for both
swathing and
widespreading”



EXTRA 332XF is the perfect match for a loader wagon.

Fuel Efficient Solution

EXTRA 332XF is driven from the top by a simple but efficient driveline, which means that only 5hp is needed to run the auger. In total the auger, including driveline, adds approximately 150kg to the mower, leaving total weight as low as 855kg and a power requirement of only 60hp.



Precise *Ground Adaptation*

Remarkable Adaptation Range

The EXTRA 300F and XF machines are exceptionally well adapted to varying field conditions and contours. At standard settings the cutterbar has a remarkable 430mm upwards and

210mm downwards adaptation range, in combination with transverse pivoting range of 17°. This wide spectrum allows the machine to follow the ground in all conditions without overloading the cutterbar.

“Floating Suspension with Three-Dimensional Adaptation”



The mowing unit moves independently from the front linkage, ensuring the best possible pattern of movement and the transverse adaptation sets the standard in this segment.



Two springs provide excellent ground following ability.



A BreakAway solution, integrated in the headstock, helps clear obstacles.


Unrestricted Movement

There is no wearing on the front linkage of the tractor, as the integrated suspension design does not require a flexible front linkage - the relative movements are done by the machine itself. This also means that you are not restricted by the limited flexibility typically originating from the front linkage.

Easy Operation of the Machine

Correct setting of the machine is very user-friendly. The front linkage is set to a specified height and the mower unit is operated by a separate hydraulic cylinder integrated in the suspension. Ground pressure is provided by two springs and cutting quality is always excellent due to Vicon's three-bladed discs.

Vicon 328F-332F-332XF. Ground Following System



An adaptation range of 430mm upwards and 210mm downwards ensures untroubled ground following.



Compact Design – *High Output*



Centre mounted suspension for even weight distribution and fast adaptation to ground contours.

The EXTRA 400H Range

Vicon offers a centre mounted plain disc mower with a hydraulically suspended design in three working widths of 3.20, 3.60 and 4.00m. The EXTRA 400H models are fitted with the fully welded EXTRA cutterbar, with an even number of counter-rotating discs for a wider overlap, and excellent cutting results in all conditions. Special efforts have been made to make daily operation as easy, straightforward and effective as possible.

EXTRA 400H in Short:

- Hydraulic suspension for precise setting of ground pressure and superb adaptation.
- Centre suspension for even weight distribution, stable operation and quick reactions to changes in contours.
- Easy lift on headlands without activating the 3pt linkage – sufficient clearing under the cutterbar.
- Integrated NonStop BreakAway system protecting the cutterbar.
- Excellent ground following on slopes
- 15° upwards and downwards mowing operation range.



Hydraulic suspension ensures precise setting of ground pressure (EXTRA 440H).



Hydraulic setting of ground pressure (EXTRA 432H and 436H).



The machine can be operated at an upwards or downwards angle of 15°.



Any ground-unevenness are absorbed by the suspension.

Obvious Advantages

The machines are suspended in the centre of gravity offering several advantages. The advantages include equal ground pressure and fast adaptation to varying field contours. These features facilitate a cleaner cut, better protection of the stubble and in addition an improved fuel economy, as well as less skid wear.



Excellent ***Ground Adaptation!***

Flexible Mowing on Slopes

The design of the suspension, with an extra pivoting point, allows greater flexibility in the working range, enabling mower operation at 15° upward or downward angles. This offers great advantages when working on hillsides or along ditches, and also makes it easier to manoeuvre the machine on headlands.

Superb Ground Adaptation

The hydraulic ground pressure is easily and quickly adjusted. The perfect ground pressure is set using a two-chamber hydraulic cylinder and a hydraulic valve. The current ground pressure is indicated on the manometer, which is mounted on the machine.



Headland cylinder.



NonStop BreakAway.



Direct drive from the gearbox to the first disc for efficient power transmission.

Hydraulic Suspension

The EXTRA 400H range is designed with a hydraulic suspension that offers improved ground adaptation. The ground pressure of the mowing unit is easily adjusted, to allow adaptation to varying field conditions, ensuring an even cutting height. The ground pressure is continuously and quickly adaptable, by using the lever on the suspension.

The 4m Solution

The EXTRA 440H is truly a high performance mower with its 4.00m working width and 10 counter-rotating round discs. It combines the best of centre suspension from the EXTRA 400H series with a new hydraulic suspension to ensure more even flotation of the 4.00m wide mowing unit.

Easy Lift on Headland

Lifting of EXTRA 400H is easily done via a hydraulic cylinder, which means there is no need to activate the tractor's 3pt linkage. As the PTO stays in the same position, vibrations in the transmission are eliminated, implying less wear on tractor and machine.

NonStop BreakAway System

The EXTRA 400H series is fitted with an automatic NonStop BreakAway system to protect the cutterbar. If an obstruction is hit in the field, the mowing section will swing backwards and up. This gives maximum protection of the cutterbar. There is no need to stop - or to reverse the tractor, the cutting section will automatically return to its original working position.

“**Greater flexibility**
- with an extra
pivoting point”



Safe and Easy Transport

For transport the mower is swung hydraulically into horizontal position behind the tractor. Fast and easy conversion, with no need to leave the tractor. With the narrow and very low position, safe transport is ensured.

Excellent Power Transmission

EXTRA 400H is equipped with a direct drive system from the gearbox to the first disc. This ensures an efficient power transmission and allows you to take full advantage of the whole width of the cutterbar.



Easily Operated *and Durable Machines*

Excellent Price to Output Ratio

The EXTRA 200 models are lightweight, simple mowers with a compact but durable design, for maximum output at a competitive price. They are offered in working widths of 2.40m, 2.80m and 3.20m.

Featuring the EXTRA cutterbar with triangular discs, continuous and excellent cutting performance, especially in difficult crop conditions, is ensured.

Easy Operation

Adjustable suspension springs are easily set, to provide the ground pressure required. Once the machines have been set correctly, all operations can be done from inside the tractor. No use of the 3pt linkage is needed when lifting on headlands or going into transport position.

EXTRA 200 models are fitted with the NonStop BreakAway system, protecting the cutterbar when encountering obstacles.

Optional equipment for very hilly conditions.

**Protection of the Cutterbar**

An integrated NonStop BreakAway system will protect the cutterbar from foreign obstacles. If hitting an obstacle, the NonStop BreakAway system will swing the machine backwards and over the obstacle and then return it to the original working position.

An optional solution for mountainous areas is available.



Four V-belts ensure excellent power transmission.

EXTRA 200 in Short:

- 2.40, 2.80-3.20m working width
- Mowing on slopes +/- 35°
- NonStop BreakAway
- Spring loaded V-belt drive
- Easy setting of ground pressure

“Excellent Cutting Performance

– especially in difficult crop conditions”

Powerful Drive

The mowers are equipped with a powerful and flexible spring loaded V-belt drive. As the belt loosens, the spring pushes the drive wheel outwards, automatically tensioning the belt.



Easily adjustable suspension springs.



Flexible *Mowing Options*



Safe and narrow transport solution.

Transport Solution

When in transport, the mowers are folded hydraulically to a vertical position well behind the tractor. The centre of gravity is close to the tractor, which ensures excellent weight distribution and transport stability. Easy and safe!



Lifting on headlands via a hydraulic cylinder.

“*The design allows mowing at extreme angles*”

Flexible Suspension

Vicon EXTRA 200 models offer a very flexible suspension, providing perfect ground contour following. Due to the very flexible suspension, the mowers are exceptionally well qualified for work on slopes and in hilly conditions, with an operating angle of 35° up and down.



Swath roller is optional equipment.

Optional Equipment

The EXTRA 200 series offers a range of optional equipment including swath discs or swath boards, to help separate the mown crop from the unmown, as well as high skids which are useful in stony or soft ground conditions.



The design allows mowing at extreme angles.



Easy access to the cutterbar.



Effective and Reliable *Performance*



Spring loaded
BreakAway.

Simple and Flexible Design

The EXTRA 100 series is based upon the newly developed EXTRA cutterbar, which is designed for low maintenance and quiet operation. The fully welded cutterbar with overlapping C-profiles makes for a very stiff and strong construction, ensuring a very high level of durability.

The EXTRA cutterbar has a high oil capacity, ensuring a very low working temperature and the long curved gear wheels run smoothly in oil and provide lots of power transmission with little slack.

Spring Loaded BreakAway

If encountering an obstacle, the mower will swing backwards to protect the cutterbar. By reversing the mower is reset into working position.

Fast Lifting On Headland

The mower is easily lifted via a hydraulic cylinder without activating the tractor's 3pt linkage. The advantage is less wear on tractor and machine, as the PTO stays in the same position, minimizing vibrations in the transmission.

Transport Solution

When in transport, the mowers are folded to a vertical position well behind the tractor. The centre of gravity is close to the tractor, which ensures excellent weight distribution and transport stability.

EXTRA 100 in Short:

- Working widths of 1.70-2.40m
- Fully welded EXTRA cutterbar
- Spring loaded BreakAway
- Vertical transport position
- Compact build for smaller tractors



EXTRA 117 – 1.70m working width.



EXTRA 122 – 2.20m working width.



EXTRA 124 – 2.40m working width.



Mowing at extreme angles.



Easy lift on headland.



Safe and narrow transport solution.

Original Parts & Service

It's What Makes Your Machine a Vicon



Original Vicon Parts are important pieces of your machine's DNA. Our parts are produced with the same strict specifications as the machine itself, and therefore guaranteed to work and fit as intended to keep you running at optimal pace.

We regard each sale of a Vicon machine as the start of a long term relationship. Our mission is to provide you with a safety net of parts and service to make sure your investment is running strong in the fields. Do not compromise the authenticity of your machine with cheap solutions, Original Vicon parts are the guaranteed solution for the optimal Vicon experience.



Your Parts Specialist

Your local Vicon dealer is always ready to assist you with parts and service. He is a loyal ally who knows every inch of your machine. Your dealer has all the parts you need, and will also have the facilities to service your machine.

“**Original Parts,
the true DNA
of your machine**”



Always Available

Time is money, and we know the importance of receiving the right parts at the right time! Your Vicon dealer is supported by a massive distribution network to supply you with exactly what you need, when you need it.



Easy Access To Information

Are you looking for a complete overview of parts for your machine? Maybe you are searching for more technical information? Our Online Search Database, *Quest*, provides all information available for your machine. Various documentation like Parts Manuals, Operation Manuals, Software updates and FAQ's, it is all there. *Quest* is available in several different languages and can be accessed wherever and whenever. All answers are easy to find – just a few clicks away !

Facts

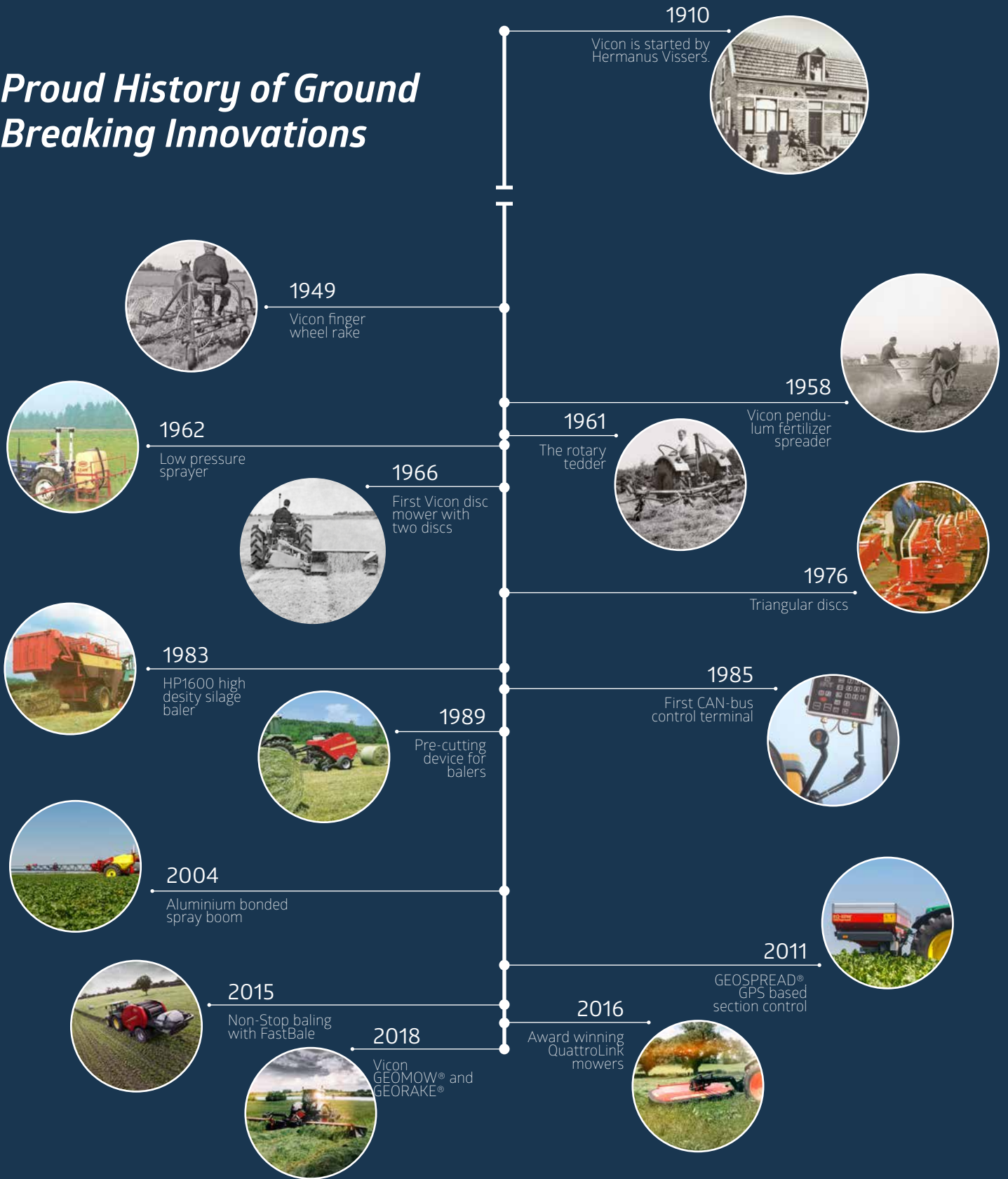
Model EXTRA	Side Mounted Plain Mowers						Cent. Mount. Disc Mowers	
	117	122	124	224	228	232	432H	436H
Dimensions & Weight								
Working width m (ft)	1.66(5'5")	2.16(7'1")	2.42(7'11")	2.42(7'11")	2.84(9'3")	3.18(10'5")	3.18(10'5")	3.50(10'6")
Weight, approx kg (lbs)	435(959)	455(1003)	495(1091)	580(1279)	610(1345)	684(1508)	794(1751)	926(2041)
Transport width (m)	1.2	1.2	1.2	1.4	1.4	1.4	<3.0	<3.0
Transport height (m)								
Attachment to tractor								
Linkage (CAT)	2	2	2	2	2	2	2	2
PTO (rpm)	540	540	540	540	540	540	540	1000
Min. power req. PTO output (KW/hp)	26/36	31/42	34/46	33/45	37/50	40/55	40/55	45/60
Operation								
Number of discs and knives	4/12	6/18	6/18	6/18	8/24	8/24	8/24	10/30
Number of hydraulic outlets	1S	1S	1S	1S	1S	1S	1D	1D
Mowing angle °	-45 / +15	-45 / +15	-45 / +15	-35 / +35	-35 / +35	-35 / +35	-15/+15	-15/+15
Stubble height (mm)	30-60	30-60	30-60	30-60	30-60	30-60	30-60	30-60
NonStop BreakAway	-	-	-	●	●	●	●	●
Overrun clutch	●	●	●	●	●	●	●	●
Friction clutch	-	-	-	-	-	-	●	●
Optional Equipment								
Swath boards (RH / LH)	●/-	●/-	●/-	0/0	0/0	0/0	-/-	-/-
Swath roller (RH / LH)	0/-	0/-	0/-	0/-	0/-	0/-	●/0	●/0
High skids + 20 / + 40 / + 80mm	0	0	0	0	0	0	0	0
EXPRESS quick change of knives	0	0	0	0	0	0	0	0
Lighting kit	0	0	0	0	0	0	0	0
Throwing wings	0	0	0	0	0	0	0	0
Straw divider	-	-	-	-	-	-	0	0
Hydraulic ground pressure adj.	-	-	-	-	-	-	-	-

● Standard 0 Optional - Not available * Minimum requirement on weight of tractor.

Centre Mounted Disc Mowers							Front Mounted Plain Mowers		
440H	328	332	336	340	390	395	328F	332F	332XF
3.94(12'11")	2.84(9'4")	3.18(10'5")	3.50(11'6")	3.94(12'11")	8.7(28'5")	9.5(31'2")	2.84(9'4")	3.18(10'5")	3.18(10'5")
970(2139)	806(1777)	840(1852)	896(1976)	940(2073)	1360(2997)	1500(3307)	670(1477)	710(1565)	855(1885)
<3.0	2.3	2.3	2.3	2.3	<3.0	<3.0	2.6	3.0	3.0
	2.8	3.3	3.7	3.7	<4.0	<4.0			
2	2/3	2/3	2/3	2/3	2/3	2/3	2	2	2
1000	540/1000	540/1000	540/1000	540/1000	1000	1000	750/1000	750/1000	750/1000
50/70*	37/50	40/55	44/60	51/70	105/140	110/150	33/45	40/55	45/60
10/30	8/24	8/24	10/30	10/30	16/48	16/48	8/24	8/24	8/24
1D	1S	1S	1S	1S	2D	2D	1S	1S	1S
-15/+15	-15/+15	-15/+15	-15/+15	-15/+15	-15/+15	-15/+15	-17/+17	-17/+17	-17/+17
30-60	30-60	30-60	30-60	30-60	30-60	30-60	30-60	30-60	30-60
●	●	●	●	●	●	●	●	●	●
●	●	●	●	●	●	●	●	●	●
●	●	●	●	●	●	●	-	-	-
-/-	-/-	-/-	-/-	-/-	-/-	-/-	-/-	-/-	-/-
0/0	●/0	●/0	●/0	●/0	●/0	●/0	0/0	0/0	0/0
0	0	0	0	0	0	0	0	0	0
0	0	0	0	0	0	0	0	0	0
0	0	0	0	0	0	0	0	0	0
0	0	0	0	0	0	0	0	0	0
0	0	0	0	0	0	0	-	-	-
-	0	0	0	0	0	0	-	-	-

Safety devices may have been removed from the machines for illustration purposes only, in order to better present functions of the machines. To avoid risk of injury, safety devices must never be removed. If removal of safety devices is necessary, e.g. for maintenance purposes, please contact proper assistance or supervision of a technical assistant. © Kverneland Group Kerteminde AS

Proud History of Ground Breaking Innovations



My way of Farming!



www.vicon.eu