

Tracked Paver

SUPER 1100-3i

Compact Class



Maximum Pave Width 4.2m
Maximum Laydown Rate 300 tonnes/h
Transport Width 1.85m

The Highlights of the New Generation

» ErgoPlus 3 with a number of additional ergonomic and functional advantages

» Powerful Deutz engine rated at 74.4kW

» Electric screed heating

» Combines with AB 340 Extending Screed in V version (with vibrators)



Compact and Economical – The Tracked SUPER 1100-3i



SUPER 1100-3i is a paver of the compact equipment class standing out through cost-efficiency in every respect. Thanks to its small size, the paver is ideally suited to construction or reinstatement of combined footpaths and cycle paths, farm track applications or surfacing minor roadways.

Due to a range of pave widths extending from just 0.75m to 4.2m, the SUPER 1100-3i gets all these jobs done with ease. The machine comes with a modern Deutz engine rated at 74.4kW and achieves a maximum laydown rate of some 300 tonnes/h.

The AB 340 Extending Screed in V version has been specially designed for use with the SUPER 1100-3i. It goes without saying that like all VÖGELE screeds, this one, too, features electric screed heating.

Like all machines in the “dash 3” generation, the innovative operating concept ErgoPlus 3 of the SUPER 1100-3i also renders a major contribution to greater safety and higher quality on the job site. With ErgoPlus 3, handling the paver is child’s play.

Compact Design for Paving in Tight Corners



Compact size, high efficiency: be it extremely cramped job sites out of town or winding city-centre alleyways, the VÖGELE Compact Class pavers feature excellent manoeuvrability. They can be used in all these environments and trump with high performance.




» The slim paver design without protruding edges and a compact overall length renders the machine ideal for easy paving and manoeuvring in tight corners.

» The clearance width of just 1.85m allows the SUPER 1100-3i to easily get in and out of confined spaces such as narrow alleys. When folding in the hopper sides, push-rollers automatically fold up as well.


» The hardtop of glass fibre reinforced polymer material lowers down with effortless ease by manually operated hydraulic pump, thus getting the paver quickly ready for transport.

Efficient Drives for High Paving Performance



The SUPER 1100-3i is powered by a high-performance Deutz 4-cylinder diesel engine rated at 74.4kW. The suffix "i" stands for "intelligent emission control" and designates all machines from the WIRTGEN GROUP equipped with the latest engine technology. These engines comply with the stringent European exhaust emissions standards 3b and the US standard EPA Tier 4i, valid for this engine class in the countries of the European Union, the USA and Canada since 2012.

The right temperature, however, is not important for the screed alone. In all climatic zones the world over, the large cooler assembly and innovative air routing provide for optimal temperature levels of engine coolant, hydraulic oil and charge air, while at the same time keeping noise emissions low.



» The modern Deutz engine rated at 74.4kW delivers ample power for every paving job.

» ECO Mode (68.2kW at 1,600 rpm) is sufficient for many paving applications. The engine's noise emission, low anyway, is further decreased when working in ECO Mode. In addition, ECO Mode reduces fuel consumption and wear.

» Powerful three-phase A.C. generator with generator management controlling generator output in compliance with your pave width. Heating the screed to operating temperature takes a short time only.

» The large cooler assembly provides for optimum cooling even when operating at full load, thus increasing the service life of the paver systems.

» For hydraulic functions, powerful separate drives are installed operating in closed circuits. This solution allows engine output to be transformed highly efficiently into hydraulic paver performance.

VÖGELE ErgoPlus 3

The User-Friendly Operating System

Even the best machine with the most advanced technology can only really show its strengths if it can be operated easily and as intuitively as possible, and offers the operator a maximum of ergonomic comfort and workplace safety. Therefore, the ErgoPlus 3 operating concept focuses on the operator.

On the following pages you will find detailed information on the extensive functions of the ErgoPlus 3 operating concept. ErgoPlus 3 encompasses the operator's stand, the paver operator's and screed consoles and Niveltronic Plus, the System for Automated Grade and Slope Control.

The operating consoles are designed for optimum clarity, presenting all paver functions in logical groups. There's a place for everything and everything in its place on the operator's stand, and the paver operator has an excellent overview of all the key points of the paver.

All told, the ErgoPlus 3 operating concept enables the operator to respond to job site working processes and situations more quickly and accurately, giving him total control over the machine and the project.

The Major Advantages of ErgoPlus 3

- » **Operator platform of streamlined design** and well organized for a high level of safety at work.
- » **The paver operator's seats** and the operating console are adjusted conveniently and easily to meet his personal needs. This provides a maximum of ergonomic comfort.
- » **All vital paver functions** are clustered in logical groups on the paver operator's console. Their operation is quick and easy to learn.
- » **Easy operation** of VÖGELE Niveltronic Plus, the System for Automated Grade and Slope Control, to achieve perfect paving results.
- » **The ErgoPlus 3 paver operator's console** is of modular design. This smart concept is not only ideal in practice, but also saves costs. It offers the great advantage that single modules can be replaced if necessary without needing to replace the entire unit.

New Developments in ErgoPlus 3

- » **The paver operator's console** comes with a large colour display ensuring brilliant readability even in poor lighting conditions.
- » **"SmartWheel"** for precise screed width control.
- » **Thanks to their sturdy design**, the screed consoles are well equipped to deal with tough job site conditions.



Paver Operator's ErgoPlus 3 Console



ErgoPlus 3 Screed Console



ErgoPlus 3 Operator's Stand

The Paver Operator's **ErgoPlus 3** Console

Full Control for the Machine Operator



The Paver Operator's ErgoPlus 3 Console

Clear and Logical Arrangement of Controls

Examples of Paver Functions

Reversing Conveyor Movement

In order to avoid mix dropping from the conveyors during a move of the paver on the job site, conveyor movement can be reversed at the push of a button. Reverse movement, transferring mix from the rear of the conveyor tunnel back inside, takes place for a short time only and stops automatically.



No-Load Function

The No-Load function is provided for warm up or cleaning of conveyors and augers.



Automatic Functions

For conveyors and augers, operators can easily select "Manual Mode" or "Automatic Mode". When selecting "Automatic Mode" for the augers, sensors installed for the mix level in the auger tunnel provide that exactly the desired amount of mix is spread in front of the screed.



Choice of Operating Modes for the Paver

On the ErgoPlus 3 console, 4 different operating modes for the paver are available to select from. By pressing the arrow buttons, up or down, the operator changes modes in the following order: "Neutral", "Job Site Mode", "Positioning Mode" and "Pave Mode". An LED indicates the mode selected. When leaving "Pave Mode", a smart Memory feature stores the last settings for paver functions so that, when resuming work after a move of the paver on site, these settings are restored automatically.



The paver operator's ErgoPlus 3 console has been designed according to practice-related principles. All controls are clearly arranged. Paver functions are clustered in logical groups so that operators find their controls just where they would expect them to be.

On the ErgoPlus 3 console, all push-buttons are easily identifiable by touch even when wearing work gloves.

Once a button is pressed, off you go. This is due to the "Touch and Work" principle. This means that a function is executed directly – without a need to confirm.

As darkness falls, the paver operator's console is back-lit automatically, as in a car. This makes night-time work easy and relaxed.



MODULE 4

Display for set-up of vital paver functions on menu level 1. Secondary functions on menu level 2.

MODULE 1

Conveyors and Augers, Traction

MODULE 2

Screed

MODULE 3

Material Hopper and Steering

Display of the Paver Operator's Console

The redesigned colour display has a high-contrast user interface ensuring brilliant readability even in poor lighting conditions. Vital information is shown on menu level 1, such as the positions of the screed tow point rams or the material level in the conveyor tunnel. Further paver functions such as speed for vibrators or feed rate for the conveyors can easily be set up via the display, too. And the display gives access to machine-related information such as fuel consumption or service hours.



Potentiometer for Steering

For long curves with a constant radius, the desired track position can be pre-selected through the potentiometer for steering. As long as this function is not deactivated, the feeder automatically follows the curve without a need for operator intervention.



Choice of Engine Speed Ranges

For the engine, there is a choice of three modes to select from: MIN, ECO and MAX. To switch modes for engine rpm, all the operator needs to do is press the arrow buttons, up or down. In ECO Mode, the engine delivers sufficient power for a great number of paving applications. Operating in ECO Mode reduces noise emission and fuel consumption considerably.



Screed Assist (Option)

This button switches Screed Assist on (LED lights up) or off. Screed Assist pressure and balance can be set via the display. Screed Assist is active only when the screed is floating.



The ErgoPlus 3 Screed Console

The screed is crucial for pavement quality. Therefore, easy and positive handling of all screed functions is of utmost importance for high-quality road construction.

With ErgoPlus 3, the screed operator has the process of paving at his fingertips. All functions are easily comprehensible and all controls are clearly arranged.



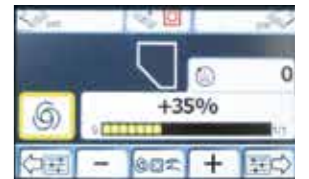
The Screed Console

The screed console is designed in keeping with the conditions prevailing on the job site. Push-buttons are provided for the frequently used functions operated from the screed console. These are watertight and enclosed in palpably raised rings, so that they are identifiable blindfold simply by touch even when wearing work gloves. Important paver and screed data can be called up and adjusted from the screed console, too.



The Display of the Screed Console

The display of the screed console allows the screed operator to control and monitor both the left and the right side of the screed. Machine-related parameters such as vibrator speed or conveyor speed can be adjusted conveniently via the display panel of the screed console. The clear menu structure, combined with easily understandable, self-explanatory symbols neutral in language, makes operating the display panel both simple and safe.



Niveltronic Plus (Option)

Niveltronic Plus, the cutting-edge VÖGELE System for Automated Grade and Slope Control, is very easy to learn and achieves outstanding paving results. All important functions of Niveltronic Plus can be accessed directly on menu level 1. The operator is provided with a variety of information, such as the sensor currently selected or the specified and actual values for layer thickness.

All sensors connected are recognized automatically by Niveltronic Plus and can be monitored and controlled from either screed console.



Crown Adjustment at the Press of a Button

The crown can be conveniently adjusted at the press of a button on the screed operator's console. When pressing the "plus" or "minus" keys, the set crown value is shown on the display.



Ergonomic screed width control

The screed width can be effortlessly adjusted by means of the handy "SmartWheel".



The ErgoPlus 3 Operator's Stand



Excellent All-Round Visibility

» The comfortable operator's stand gives an unobstructed view of all crucial areas on the paver such as material hopper, steering guide or screed. It allows the paver operator to closely monitor the paver's feed with mix and the process of paving.

» The seats swinging out to the sides and an operator's stand of streamlined design provide for maximum visibility of the auger tunnel, permitting the paver operator to keep an eye on the head of mix in front of the screed at all times.



Working Comfort

» A few adjustments are all it takes for the paver operator to position his console exactly in keeping with his personal needs. It can be displaced across the full width of the operator's stand, swivelled out to the sides and tilted.

» When working with the seat swung out, the paver operator's console can be swivelled out together with the operator's seat. In this way, an ergonomically optimized workplace is set up in no time at all. Additional legroom lets the operator work more comfortably on the "dash 3" pavers.



A Place for Everything and Everything in its Place

» The operator's stand, with its streamlined design, is well organized, offering the paver operator a professional workplace.

» The operator's console can be protected by a shatter-proof cover to prevent wilful damage.

» Plenty of stowage space makes it easy to keep the machine tidy. Access to all vital service points on the machine has been designed to be extremely clear and ergonomic.

Hardtop Gives Excellent Protection

» A modern hardtop of glass fibre reinforced polymer material shelters the operator whether rain or shine.

» The hardtop lowers down quickly and with effortless ease by a manually operated hydraulic pump.



Crawler Tracks Providing Maximum Tractive Effort



- » Thanks to powerful separate drives fitted into the sprockets for crawler tracks, engine output is translated into pave speed with maximum efficiency.
- » Long crawler tracks with large ground contact provide for maximum tractive effort, allowing the paver to get on well at a constant speed even when operating on difficult terrain.
- » Separate drive and electronic control are provided for each crawler track for sensitive speed control, positive tracking when moving straight and accurate cornering.

Thanks to powerful crawler tracks, the SUPER 1100-3i easily pushes heavy feed vehicles and gets on well even on soft bases when paving in large widths. In terms of traction, too, the VÖGELE drive concept for tracked pavers leaves nothing to be desired.

Easy and Clean Feed with Mix



When feeding the paver with mix becomes difficult on narrow job sites, then the large capacity of the SUPER 1100-3i's material hopper provides that, nevertheless, an optimal amount of mix is supplied in front of the screed.


- » The large material hopper holding 10 tonnes is amply dimensioned so that a sufficient quantity of mix is stored at all times. No problem to tide over situations where feed with mix may be difficult (narrow places, for instance).

- » Oscillating push-rollers for convenient and shock-free docking also of large feed vehicles.

- » Hopper sides fold separately. When paving in asymmetrical width, this guarantees a consistent feed with mix and permits the mix to be directed right onto the conveyor on the wider side. Hopper sides folding separately allow to smoothly pave along boundaries such as walls.



Perfect Conveyance and Spreading of Mix Like in Large Pavers



The conveyance and spreading of mix in front of the screed is optimal thanks to the large conveyor tunnel, proportional control of conveyors and powerful augers. Furthermore, augers adjustable in height and folding limiting plates for the auger tunnel allow the paver to be moved on the job site without a need for conversion. This saves time and money.

- » Thanks to an amply dimensioned conveyor tunnel and powerful, separate hydraulic drives provided for conveyors and augers, the SUPER 1100-3i achieves laydown rates up to 300 tonnes/h.
- » Separate drive and control is installed for each conveyor and each auger. When operating in Automatic Mode, conveyors and augers are subject to continual monitoring. Proportional control provides for a constant head of mix in front of the screed.
- » Augers are infinitely variable in height by 13cm across the full pave width for optimal spreading of mix.
- » Folding limiting plates for the auger tunnel are installed to quickly set up the machine for paving within the range of 2.6m and 4.2m. There is no need for conversion.

Economical and Service-Friendly Design



The identical servicing concept of the "dash 3" pavers permits rapid, uncomplicated maintenance. All servicing points on the machine are easily accessible via large hinged panels.



- » Large hinged panels give convenient access to service points on the machine.
- » All hydraulic pumps attached to the splitter gearbox. Their clear arrangement and easy access provides for service-friendliness at the highest level.
- » The bearings of conveyors and augers are maintenance-free.
- » Sturdy components of highly wear-resistant materials for long service lives minimize downtime.
- » A uniform service concept for all VÖGELE pavers simplifies maintenance and cuts expenditure on training.

Screed



The AB 340 Extending Screed in V version is the ideal match for the SUPER 1100-3i's range of applications. This vibrating screed allows reinstatement work to be carried out quickly and with ease, without ever compromising on quality.

» A typical VÖGELE feature also found in the AB 340 V Extending Screed is electric heating. The modern, powerful screed heating system provides for quick and uniform heating to operating temperature, an essential for smooth surface texture.

» The unique VÖGELE single-tube telescoping system allows screed width control, accurate to the millimetre, up to 3.4m.

» Telescopic tubes are located in high positions, so that any contact with hot mix is positively avoided for impeccable extension and retraction of the screed and long service life.

» Excellent insulation of the screed plates reduces loss of heat to a minimum. Heating the screed takes a short time only, even with engine running at minimum rpm.

» Homogeneous surface texture due to uniform heating of screed plates.

» The time required for electric heating of the screed to reach operating temperature is reduced substantially thanks to intelligent generator management, even with engine running at minimum rpm.

The Screed for SUPER 1100-3i



AB 340 V


Pave Widths

- » Infinitely variable range from 1.8m to 3.4m.
- » Larger widths through the addition of 2 bolt-on extensions, 25cm each, up to a maximum of 3.9m.
- » Larger widths through the addition of 2 bolt-on extensions, 40cm each, up to a maximum of 4.2m.
- » Smaller widths by fitting cut-off shoes down to a minimum of 75cm.

Compacting System

- » Vibrators


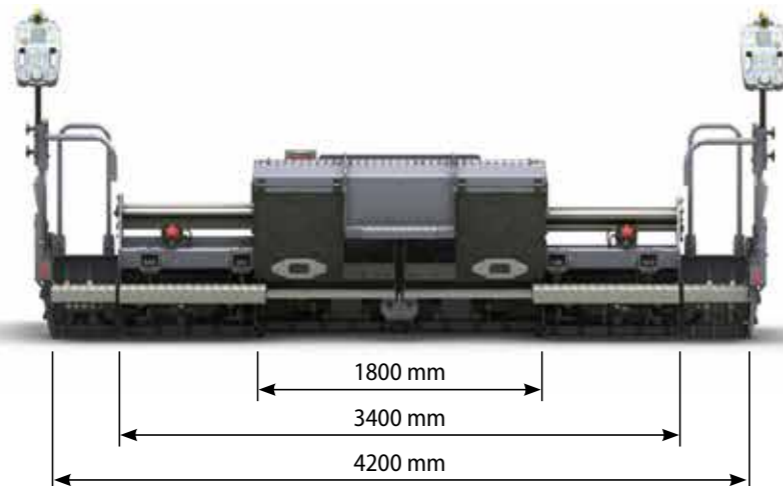
AB 340 V built up with 25cm bolt-on extensions



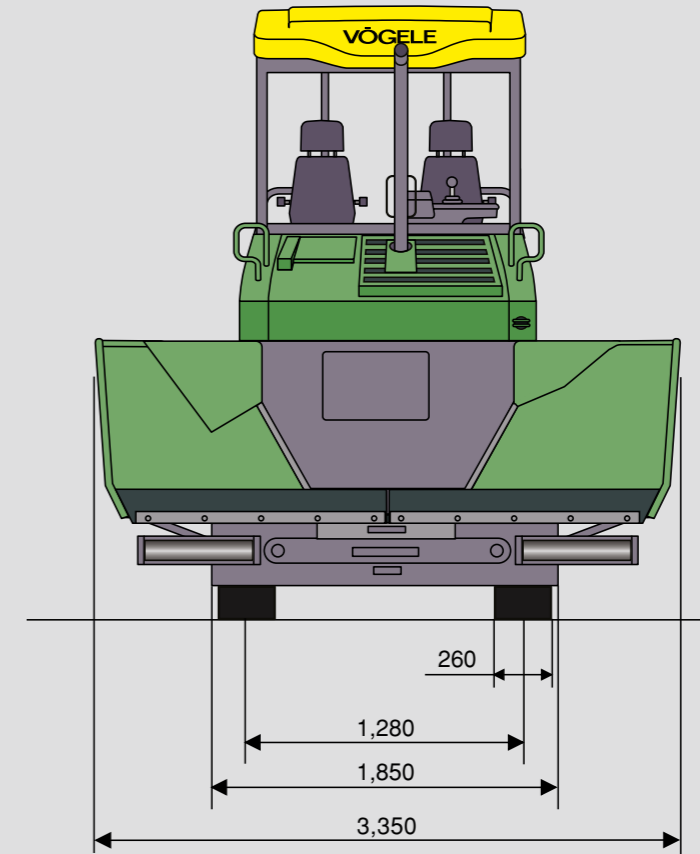
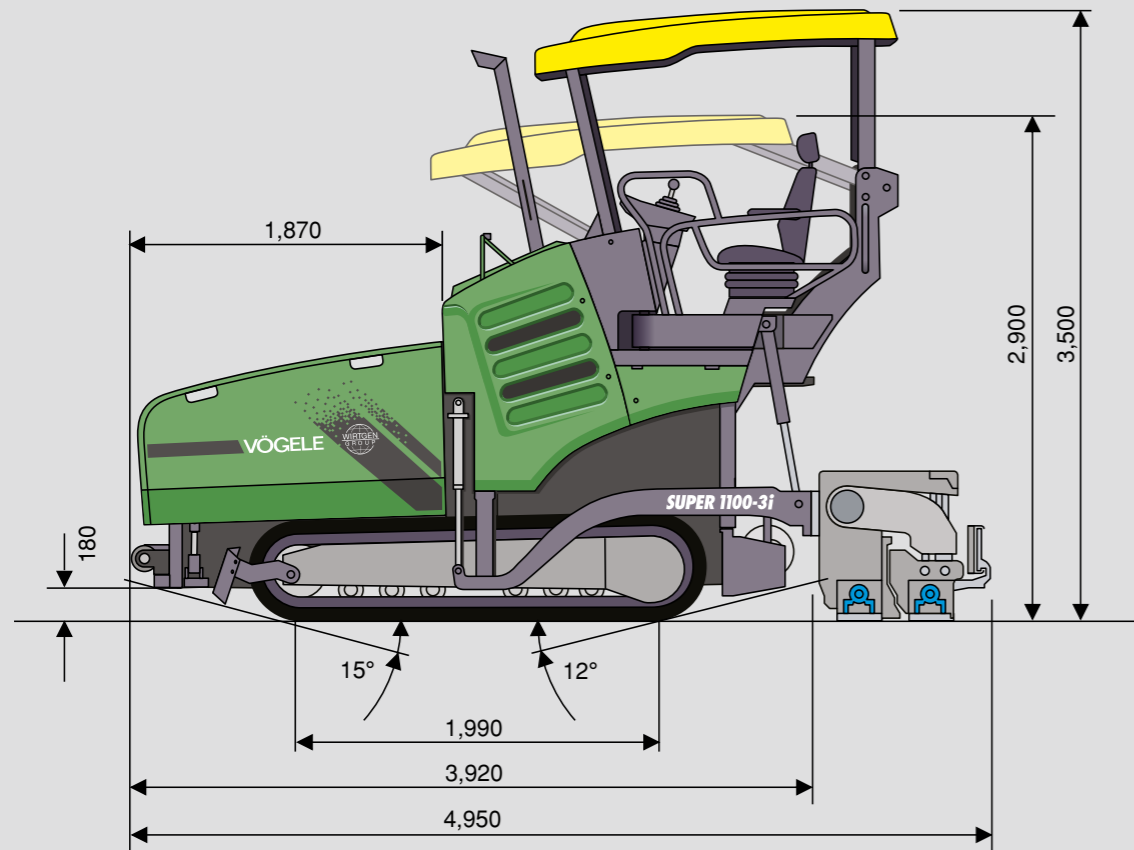
Easy Transport

*Even with bolt-on extensions and side plates fitted, the transport dimensions do not exceed 2.55m.

AB 340 V built up with 40cm bolt-on extensions



All the Facts at a Glance



Dimensions in mm

POWER UNIT

SUPER 1100-3i (for Europe / USA / Canada)	
Engine:	4-cylinder Deutz diesel engine
Type:	TCD 3.6L4
Exhaust Emissions	
Standard:	EU Stage 3b, US EPA Tier 4i
Output:	Nominal: 74.4kW at 2,000 rpm (according to DIN)
	ECO Mode: 68.2kW at 1,600 rpm
Fuel Tank:	110 litres
Electrical System:	24V

UNDERCARRIAGE

Crawler Tracks:	provided with rubber pads
Ground Contact:	1,990mm x 260mm
Suspension:	rigid
Track Tension Adjuster:	spring assembly
Track Rollers:	lifetime grease lubricated
Traction Drive:	hydraulic, separate drive and electronic control provided for each crawler track
Speeds:	Paving: up to 30m/min., infinitely variable
	Travel: up to 4.5km/h, infinitely variable

UNDERCARRIAGE

Steering:	by alteration of track running speeds
Service Brake:	hydraulic
Parking Brake:	spring-loaded multiple-disk brake, maintenance-free

MATERIAL HOPPER

Hopper Capacity:	10t
Width:	3,332mm
Feed Height:	572mm (bottom of material hopper)
Push-Rollers:	oscillating, displaceable forwards by 80mm

CONVEYORS AND AUGERS

Conveyors:	2, with replaceable feeder bars, conveyor movement reversible for a short time
	Drive: hydraulic, separate drive provided for each conveyor
	Speed: up to 25m/min., infinitely variable (manual or automatic)
	Conveyor Bearings: lifetime grease lubricated

CONVEYORS AND AUGERS

Augers:	2, auger rotation reversible
	Diameter: 300mm
	Drive: hydraulic, separate drive provided for each auger
	Speed: up to 80 rpm, infinitely variable (manual or automatic)
	Auger Height: infinitely variable by 13cm, mechanical
	Auger Bearings: lifetime grease lubricated

SCREED

AB 340:	basic width 1.8m, infinitely variable range 1.8m to 3.4m
	maximum width 4.2m
	minimum width 0.75m
	Reduction in Width: by cut-off shoes, 2 x 52.5cm
Screed Version:	V
Layer Thickness:	up to 20cm
Screed Heating:	electric by heating rods
Power Supply:	three-phase A.C. generator

DIMENSIONS AND WEIGHTS

Length:	4.95m
	(tractor unit and screed in transport position)
Weight:	Tractor unit with AB 340 screed in V version,
	pave widths up to 3.4m: 10.2t
	pave widths up to 4.2m: 11.1t

OPTIONAL EQUIPMENT

Hardtop of glass fibre reinforced polymer material.
Niveltronic Plus for Automated Grade and Slope Control (various sensors available).
Sonic sensors to monitor head of mix in front of the screed.
Washdown system with hose reel.
For more optional extras please contact your VÖGELE partner.

Key: V = equipped with Vibrators AB = Extending Screed

Technical alterations reserved.



Your VÖGELE QR Code
which leads you directly
to the "SUPER 1100-3i"
on our website.



© ERGOPLUS, InLine Pave, NAVITRONIC, NAVITRONIC Basic, NAVITRONIC Plus, NIVELTRONIC, NIVELTRONIC Plus, RoadScan, SprayJet, VÖGELE and VÖGELE PowerFeeder are registered Community Trademarks of JOSEPH VÖGELE AG, Ludwigshafen/Rhein, Germany. PCC is a registered German Trademark of JOSEPH VÖGELE AG, Ludwigshafen/Rhein, Germany. ERGOPLUS, NAVITRONIC Plus, NAVITRONIC BASIC, NIVELTRONIC Plus, SprayJet, VISION, VÖGELE and VÖGELE PowerFeeder are trademarks registered in the US Patent and Trademark Office to JOSEPH VÖGELE AG, Ludwigshafen/Rhein, Germany. Legally binding claims cannot be derived from written information or pictures contained in this brochure. Pictures may include optional extras. We reserve the right of technical or design alterations.

JOSEPH VÖGELE AG

Joseph-Vögele-Str. 1
67075 Ludwigshafen · Germany
marketing@voegele.info

Telephone: +49 (0)621 8105 0
Fax: +49 (0)621 8105 461
www.voegele.info

