

QUALITY CHANGES THE WORLD



QUALITY CHANGES THE WORLD

SANY

QUALITY CHANGES THE WORLD



SANY TOWER CRANE SYT63(T5013-5)

SANY HEAVY INDUSTRY CO.,LTD.

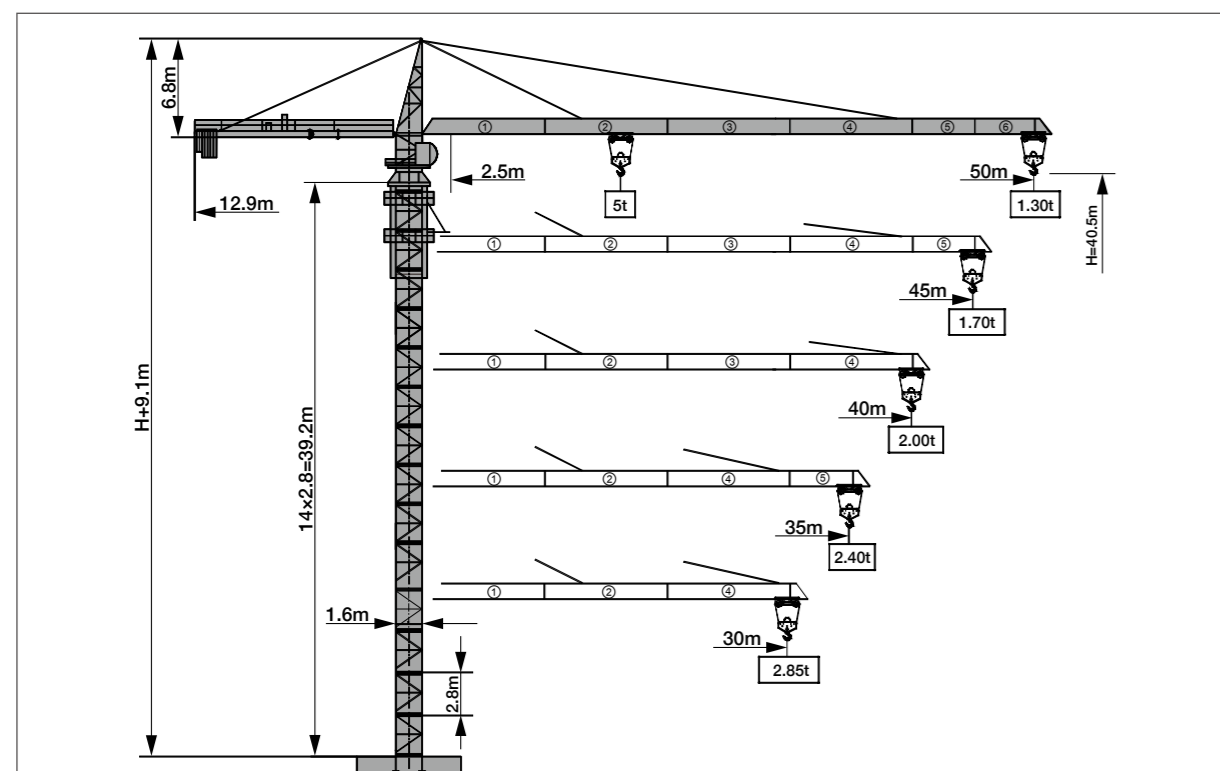
Address: SANY Industrial Park, Economic and Technological Development Zone,
Changsha, Hunan, China.
Service Hotline: +0086-4006-098-318
Email: crd@sany.com.cn
For more information, please visit: www.sanygroup.com

For our consistent improvement in technology, specifications may change without notice.
The machines illustrated may show optional equipment which can be supplied at additional cost.

Distributed By:

www.sany.com.cn

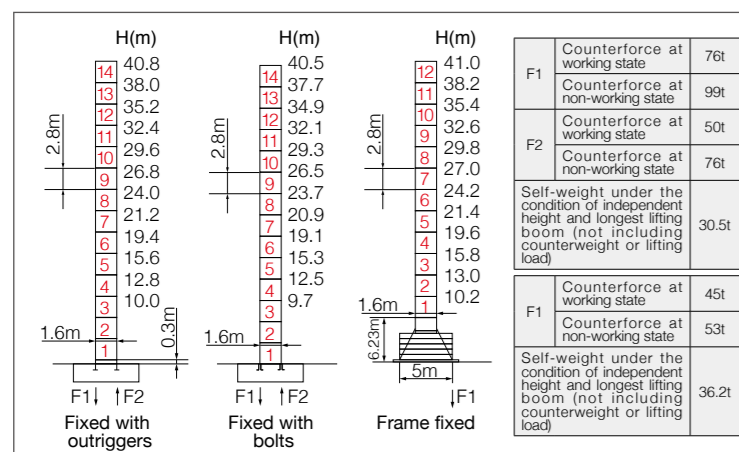
■ Jib Length & Tip Load



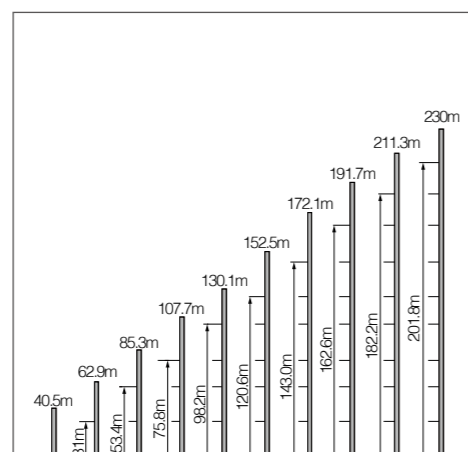
■ Counter-jib Ballast

Jib length (m)	Balance jib length(m)	Total weight of counterweight (kg)	2300kg counterweight (blocks)	1200kg counterweight (blocks)
50	12.9	11600	4	2
45	12.9	10400	4	1
40	12.9	9300	3	2
35	12.9	8100	3	1
30	12.9	7000	2	2

■ Masts



■ Anchorages

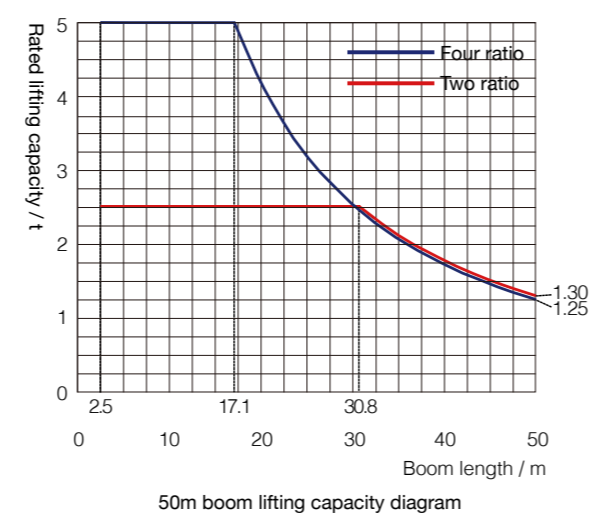


■ Load diagrams

Range	Max. lifting capacity	17	20	23	25	27	30	32	35	37	
50m	⌋	2.5~30.8m/2.5t				2.50		2.38		2.12	
	⌋⌋	2.5~17.1m/5t				5.00		4.18		3.53	
45m	⌋	2.5~33.5m/2.5t				2.50		2.37		2.20	
	⌋⌋	2.5~18.6m/5t				5.00		4.61		3.90	
40m	⌋	2.5~33.6m/2.5t				2.50		2.32		2.15	
	⌋⌋	2.5~18.7m/5t				5.00		4.63		3.92	
35m	⌋	2.5~33.8m/2.5t				2.50		2.40		-	
	⌋⌋	2.5~18.8m/5t				5.00		4.67		3.96	
30m	⌋	2.5~30.0m/2.5t				2.50		-		-	
	⌋⌋	2.5~18.8m/5t				5.00		4.66		3.94	

Range	Max. lifting capacity	40	42	45	47	50	
50m	⌋	2.5~30.8m/2.5t		1.78		1.66	
	⌋⌋	2.5~17.1m/5t		1.73		1.61	
45m	⌋	2.5~33.5m/2.5t		1.99		1.87	
	⌋⌋	2.5~18.6m/5t		1.94		1.82	
40m	⌋	2.5~33.6m/2.5t		2.00		-	
	⌋⌋	2.5~18.7m/5t		1.95		-	

■ Load Capacity Diagram



■ Mechanisms

	Model	Power	Speed
Slewing	SHJ120A7.5R	1 × 7.5kW	0~0.7r/min
Trolleying	SXJ33.62B	3.3/2.2kW	50/25m/min
Lifting	18QT13	18/18/5kW	⌋ 1.25t 70m/min
			⌋ 2.5t 35m/min
			⌋ 2.5t 10m/min
			⌋⌋ 5t 35m/min
			⌋⌋ 5t 17.5m/min
			⌋⌋ 5t 5m/min
Power voltage	415V(±10%)	Power frequency	50Hz

Note: If working rope capacity is greater than 400m, please contact the manufacturer.

■ Packing List

No.	Name	Shape	L(m)	B(m)	H(m)	Weight of single piece (t)	Qty.
1	Boom section I		10.19	1.48	1.36	1.23	1
2	Boom section II		10.19	1.32	1.30	0.80	1
3	Boom section III		10.19	1.32	1.30	0.67	1
4	Boom section IV		10.19	1.32	1.30	0.67	1
5	Boom section V		5.19	1.32	1.30	0.31	1
6	Boom section VI		5.19	1.33	1.30	0.28	1
7	Boom section VII		0.88	1.45	1.46	0.10	1
8	Tower cap		9.56	1.42	1.87	2.58	1
9	Hook		0.92	0.22	1.09	0.24	1
10	Climbing frame		6.63	2.26	2.14	3.53	1
11	Slewing assembly		2.20	2.20	2.03	3.23	1
12	Loading dolly		1.30	1.56	0.68	0.29	1
13	Rear boom section of balance boom		6.08	1.37	0.62	0.78	1
14	Front boom section of balance boom		6.26	1.39	0.58	0.80	1
15	Full set of cab		1.85	1.20	2.20	0.40	1
16	Base section		2.83	1.92	1.92	1.05	1
17	Full		2.80	1.76	1.74	0.88	3
18	Mast section		2.80	1.76	1.74	0.76	10
19	Lifting mechanism		1.77	1.63	0.80	1.20	1