

Kubota®



KUBOTA TIGHT TAIL SWING COMPACT EXCAVATOR

U

U35-4

The U35-4 has a new cab that's more spacious, more comfortable, more deluxe; more than you'd expect in a 3.5 ton machine.



With a spacious new deluxe cab, the 3.5-ton U35-4 compact excavator brings more comfort and luxury to almost any challenge.

# WORKABILITY

## HYDRAULIC ANGLE BLADE (Optional)

Save time and work more efficiently. With a simple movement of the rocker switch on the dozer lever, the hydraulic angle blade can be angled right or left to push soil to the side as the machine moves forward, eliminating the need for repetitive repositioning at right angles when backfilling trenches.



25° Pivot Angle



### 1. Bolt-on Cutting Edge\*

The cutting edge protects the angle blade during heavy-duty dozing operations. The reversible cutting edge is divided into two sections to easily invert the edge for continued use.

*\*Standard on Angle Blade models.*

### 2. Durable Fixed Hook

The thick side plate of the dozer blade enhances the strength of the fixed hook. The hole is enlarged to accommodate thicker chains for a more secured tie-down.





## Auxiliary diverter valve

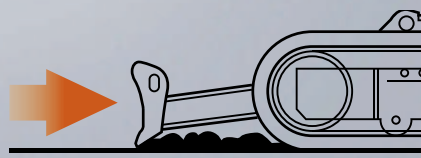
The standard diverter valve on the auxiliary circuit allows a second hydraulic attachment to be connected and the oil flow switched to the second attachment, with no need to disconnect the main attachment.



## Float Position

The float function is a standard feature on the U35-4\*. Ground finishing work can be completed quickly and simply without the need to adjust the blade height. After backfilling, simply travel backwards along the covered ditch with the dozer in the float position.

*\*Standard on both angle blade & standard blade models.*



## Easy Operation

Blade operation has been enhanced for easier control. Up, down and float movements are made with a single lever, while left and right angle positioning is made by the rocker switch on top of the lever.



## Generous Approach Angle

Navigate ramps and over obstacles with confidence - Kubota's dozer blade has a 32 degree approach angle.




# DELUXE INTERIOR

Kubota believes that operator comfort is a top priority. That's why the U35-4 is equipped with the same spacious cab as our larger 5-ton excavators. This roomy cab features a larger entrance, more legroom and an interior that is both luxurious and comfortable. Enhanced ergonomics allow you to perform routine operations with ease.



## Wider Entrance

The U35-4 features a much wider door and more ample foot space, making it a breeze to get on and off the excavator.





### A. Deluxe Suspension Seat

Kubota's high back suspension seat has been designed for maximum operator comfort and to minimize fatigue during extended machine operation. The deluxe reclining seat offers weight compensation, firm adjustable wrist support and retractable seat belts.

### B. 2-speed Travel Switch

By placing the 2-speed travel switch on the dozer lever, dozing operations can be done faster and easier.



### C. Cup Holder

With the convenience of a bigger cup holder, you can quench your thirst and work longer without leaving the cab. Or store your cell phone. The charging port is located conveniently close by.

### D. Wrist Rest

A thoughtfully designed wrist rest enhances operation and reduces operator fatigue.

### E. Air Conditioning

Enhanced air circulation in the cab results from a more powerful cooling/heating unit and six vents positioned around the operator to offer optimal all weather comfort.



### TPSS

Operators can select the ISO pattern or SAE backhoe pattern by turning a switch positioned just beneath the seat.

### Easy-open Front Slide Window

Unlike many excavator windows, the front glass window of the U35-4 opens with ease. Just flip the latches on the window sides and slide it up. A gas-assist mechanism makes this action almost effortless.



# SUPERIOR PERFORMANCE

Handle any job with confidence. The Kubota U35-4 combines superior power and outstanding versatility to tackle demanding jobs in a variety of conditions. Operate auxiliary attachments more easily than ever with precise oil flow control to the auxiliary circuit. More powerful arm breakout force combined with an array of enhanced functions results in the smooth, productive operation Kubota machines are known for.

## Kubota Original Direct Injection Engine

The U35-4 is powered by Kubota's impressive 24.8 HP direct injection engine. Engineered with the power to maximize digging and lifting performance, it also delivers minimized noise, vibration and fuel consumption.



## Proportional flow control of auxiliary circuit and maximum oil flow setting

Now you can conveniently program up to five different oil flow rates for specific attachments on the new digital control panel. No tools or manual adjustment is required. Auxiliary attachments are operated with a proportional bi-directional rocker switch, or full flow button, on the right hand control lever.




## Auto Down-shift

The U35-4 auto down-shift automatically shifts travel speed from high to low, depending on traction and terrain, allowing smoother operation when dozing and turning.

## Third-line hydraulic return

A standard third-line hydraulic return system allows oil return directly to the tank without running through the control valves during operation of one-way hydraulic attachments. This decreases the potential for oil contamination, and results in less back pressure and greater oil flow efficiency.





### **Auto idling system**

When U35-4 control levers are in neutral for more than 4 seconds, engine RPM automatically idles. Move any control lever, and engine RPM immediately returns. This innovative feature not only lowers noise and exhaust emissions, but also reduces operating cost and fuel consumption.

### **Large-capacity variable displacement pump**

The U35-4's performance matched boom, arm and bucket movements are the best in the industry. Kubota's unique hydraulic system and large-capacity variable displacement pumps give you the precise control needed to operate smoothly and efficiently in confined quarters. With the hydraulic power harnessed in the U35-4's front working group superior digging force is available when you need it.

## **Tight Tail Swing**

With its counterweight extending a mere 1.9 inches past the edge of the track, the U35-4's tight tail swing allows you to undertake operations where space is confined, and helps prevent costly damage to the engine hood and side panels. For added safety and improved operator visibility, the engine hood is set 5 inches inside the edge of the counterweight.



### **Travel negative brake**

The travel negative brake locks the tracks to prevent inadvertent movement of the machine. This keeps the excavator secure during transport or while parked on slopes.

### **Swivel negative brake**

The swivel negative brake automatically locks the swivel function in its current position. This prevents unexpected machine movement. It's particularly useful during work on slopes or when towing the excavator between worksites.

### **Front bushings**

Bushings on all pivot points on the front attachment and connecting points on the swing bracket is one more feature that adds to the enviable durability of this machine.

# Easy Maintenance

Kubota's attention to user-friendliness can even be found in U35-4's engine layout. Primary engine components are consolidated onto one side for easier access so inspections and repairs can be made quickly and easily.

- A.** Dual Element Air Cleaner
- B.** Water Separator
- C.** Fuel Filter
- D.** Starter Motor
- E.** Alternator



## Steel Panels

Durable steel side panels open easily for quick inspection and routine maintenance. Positioning inside the counterweight's edge gives panels added protection against inadvertent damage.

## Accumulator

The accumulator makes replacing attachments safer and more efficient. Turning the key to the "on" position clears residual pressure in the auxiliary hydraulic hose. If the engine is accidentally shut off while the front attachment is raised, turning the key to the "on" position allows you to safely lower it.

# MAINTENANCE

Although your Kubota excavator is state-of-the-art, its maintenance doesn't get much easier. Thanks to the full-opening rear and right side hoods, engine, control valves and various components are accessible for easy inspection and repair.





UBO

U35-4  
LB

57

# NEW DIGITAL PANEL



## Standard Mode


- A. Hour Meter**
- B. Coolant Temperature**
- C. Clock**
- D. Fuel Level**
- E. Engine RPM**



With easy access, simple settings, and easy-to-read indicators and alerts, you'll always be aware of the status of your excavator's critical functions. The wider, more visible display screen with easy push button operation puts convenience at the operator's fingertips. In keeping with Kubota's Intelligent Control System functionality, this new digital panel is more informative and user-friendly than ever.

## Operation History Record

Operation history is automatically recorded on the U35-4. You can trace back up to 90 days of the machine's usage dates by simply checking the built-in calendar.



**Service Mode**



**Warning Mode**



**Operation History Record**




**Max. Oil Flow Setting**


## Convenient Pre-installed Attachment Icons




AUX (Standard)




Tilt Bucket




Breaker




Clamshell




Auger



Grapple



Rotary Grapple



Brush Cutter

## Kubota Original Anti-theft System

Your U35-4 is protected by Kubota's industry-leading anti-theft system. Only programmed keys will enable the engine to start up. Attempting to start with an un-programmed key will activate the alarm. Newly enhanced features include an alert to remind the operator to extract the key after operation, and an LED to alert potential thieves that the system is activated.

Protected by KUBOTA  
**ANTI-THEFT**  
SYSTEM



The red programming key programs the individual keys. The individual black keys start the engine.

# U35-4 OPTIONS

## STANDARD EQUIPMENT

### Safety system

- Engine start safety system
- Travel motor with disc brake
- Swivel motor with disc brake
- Kubota original anti-theft system
- All hydraulic control

### Working equipment

- Auxiliary hydraulic circuit with proportional control, or full flow, on right control lever
- 2 working lights on cab and 1 light on the boom (canopy lights optional)
- Dozer blade with float function
- Thumb bracket and relief valve

### Operator's Space

- ROPS/FOPS canopy
- Weight-adjustable full suspension seat
- Retractable seat belt
- Hydraulic pilot control levers with wrist rests
- Travel levers with foot pedals
- Two pattern selection system
- Digital panel with diagnostic function
- 12V power source
- Cup holder
- Horn

### Engine/Fuel system

- Double element air filter
- Auto idling system
- Water separator with drain cock

### Undercarriage

- Dozer blade with float
- 11.8" (300mm) rubber track
- 1 × upper track roller
- 5 double-flange track rollers on each side
- 2-speed travel switch on dozer lever
- 2-speed travel with auto down-shift

### Hydraulic system

- Pressure accumulator
- Hydraulic pressure checking ports
- Straight travel circuit
- Third line hydraulic return
- 2 variable pumps and 1 gear pump
- Adjustable maximum oil flow on auxiliary hydraulic circuit
- Diverter valve on auxiliary circuit

### Others

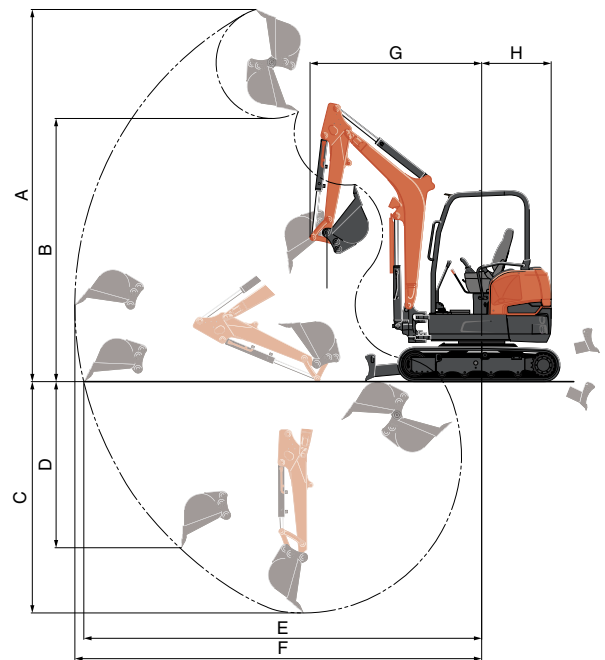
- Tool box
- Grease gun holder

## OPTIONAL EQUIPMENT

- ROPS/FOPS cab with A/C
- Canopy lights
- Beacon lights
- Angle blade with float function and BOE
- 11.8" (300mm) steel track
- Travel alarm
- Spark arrest muffler

## WORKING RANGE

Model			U35-4
A	Max. digging height	ft. in. (mm)	15'10.7"(4844)
B	Max. dumping height	ft. in. (mm)	11'0.7"(3370)
C	Max. digging depth	ft. in. (mm)	9'8.9"(2970)
D	Max. vertical digging depth	ft. in. (mm)	6'7.3"(2013)
E	Max. digging radius at ground	ft. in. (mm)	16'11.3"(5165)
F	Max. digging radius	ft. in. (mm)	17'3.6"(5272)
G	Min. turning radius	W/O swing ft. in. (mm)	7'4.6"(2250)
		W swing ft. in. (mm)	5'9.1"(1755)
H	Min. tail turning radius	ft. in. (mm)	2'11.5"(901)

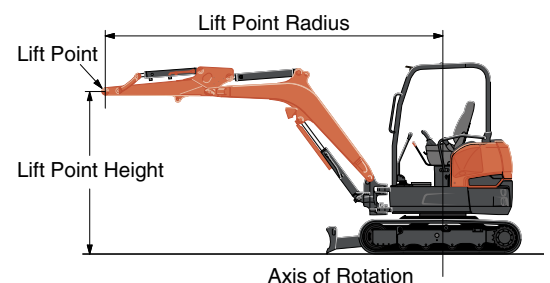


## LIFTING CAPACITY

Canopy rubber

LIFT POINT HEIGHT (ft)	LIFTING CAPACITY OVER-FRONT BLADE DOWN unit=1000 lbs			LIFTING CAPACITY OVER-SIDE unit=1000 lbs			
	LIFT POINT RADIUS (ft)			LIFT POINT RADIUS (ft)			
	8	12	14	8	12	MAX	
GL	6	1.95	1.36	1.28	1.95	1.11	0.87
	4	2.73	1.53	1.35	1.96	1.08	0.85
	2	3.23	1.68	1.41	1.88	1.05	0.84
0	3.33	1.77	1.43	1.84	1.02	0.82	

Machine with ROPS canopy and rubber crawler, without bucket

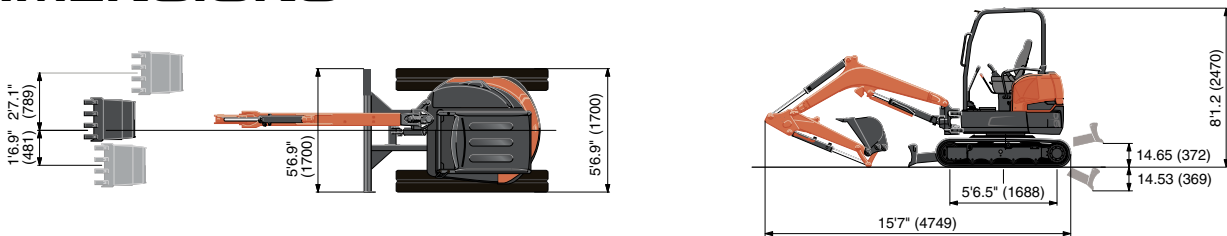


# SPECIFICATIONS

Model		U35-4		U35-4 Angle Blade	
Type of ROPS / FOPS		Canopy / Cab			
Type of tracks		Rubber / Steel		Rubber / Steel	
Engine	Model		Kubota D1703M-DI-E4		
	Output (SAE J1995 gross)	HP (kW) / rpm	24.8 (18.5) / 2200		
	Output (SAE J1349 net)	HP (kW) / rpm	23.9 (17.8) / 2200		
	Displacement	cu. in. (cc)	100.5 (1647)		
Dimensions	Overall length	ft. in. (mm)	15'7" (4749)		
	Overall height	ft. in. (mm)	8'1.2 (2470)		
	Overall width	ft. in. (mm)	5'6.9" (1700)		
	Min. ground clearance	in. (mm)	11.34 (288)		
Hydraulic system	Pump capacity	GPM (ℓ/min)	10.5 (39.6.) x 2 / 5.5 (20.9) x 1		
	Auxiliary hydraulic flow	GPM (ℓ/min)	15.8 (60)		
	Max. breakout force	Bucket / Arm	lbf. (kgf)	7924 (3594) / 4451 (2019)	
Drive system	Travel speed	Low / High	mph (km/h)	1.9 (3.0) / 2.9 (4.6)	
	Max. traction force	Low speed	lbf. (kgf)	6091 (2763)	
	Tumbler distance		ft. in. (mm)	5'6.5" (1688)	
	Crawler length		ft. in. (mm)	6'10" (2084)	
	Shoe width		in. (mm)	11.8 (300)	
	Ground contact pressure	Rubber Canopy / Cab	psi (kgf/cm <sup>2</sup> )	4.89 (0.34) / 5.08 (0.36)	
	Steel Canopy / Cab	psi (kgf/cm <sup>2</sup> )	5.00 (0.35) / 5.19 (0.36)		
Swing system	Unit swing speed		rpm	8.9	
	Boom swing angle	Left / Right	degree	71 / 45	
Blade	Dimensions	Width	ft. in. (mm)	5'6.9" (1700)	
		Height	ft. in. (mm)	1'1.5" (343)	1'3.2" (385)
	Max. lift above ground		in. (mm)	14.65 (372)	15.98 (406)
	Max. drop below ground		in. (mm)	14.53 (369)	18.74 (476)
	Angle	Left / Right	degree	-	25 / 25
Hydraulic oil (Reservoir / System)			gal (ℓ)	11.8 (44.6) / 16.1 (61)	
Fuel reservoir			gal (ℓ)	12.4 (46.9)	
Operating weight (Including operator's weight @ 175 lbs.)	Rubber Canopy / Cab		lbs. (kg)	8129 (3687) / 8451 (3833)	
	Steel Canopy / Cab		lbs. (kg)	8325 (3776) / 8647 (3922)	
				8478 (3845) / 8800 (3991)	
				8674 (3934) / 8996 (4080)	

The company reserves the right to change the above specifications without notice. This brochure is for descriptive purposes only. Please contact your local Kubota dealer for warranty information. For your safety, Kubota strongly recommends the use of a Rollover Protective Structure (ROPS) and seat belt for almost all applications.

## DIMENSIONS



Unit: ft. in. (mm)



### KUBOTA CANADA LTD.

Head Office:  
5900 14th Avenue, Markham, Ontario L3S 4K4  
TEL: (905) 294-7477 FAX: (905) 294-6651

Visit our web site at: [www.kubota.ca](http://www.kubota.ca)

